



QUARTERLY STATEMENT

As of June 30, 2017
of the Condition and Affairs of the

AMERICAN MATURITY LIFE INSURANCE COMPANY

NAIC Group Code.....91, 91 (Current Period) (Prior Period)	NAIC Company Code..... 81213	Employer's ID Number..... 06-1422508
Organized under the Laws of CT	State of Domicile or Port of Entry CT	Country of Domicile US
Incorporated/Organized..... October 24, 1972	Commenced Business..... March 27, 1973	
Statutory Home Office	One Hartford Plaza..... Hartford CT US 06155-0001 <i>(Street and Number) (City or Town, State, Country and Zip Code)</i>	
Main Administrative Office	One Hartford Plaza..... Hartford CT US 06155-0001 <i>(Street and Number) (City or Town, State, Country and Zip Code)</i>	860-547-5000 <i>(Area Code) (Telephone Number)</i>
Mail Address	One Hartford Plaza..... Hartford CT US 06155-0001 <i>(Street and Number or P. O. Box) (City or Town, State, Country and Zip Code)</i>	
Primary Location of Books and Records	One Hartford Plaza..... Hartford CT US 06155-0001 <i>(Street and Number) (City or Town, State, Country and Zip Code)</i>	860-547-5000 <i>(Area Code) (Telephone Number)</i>
Internet Web Site Address	www.thehartford.com	
Statutory Statement Contact	Andrew G. Helming <i>(Name)</i> statement.questions@thehartford.com <i>(E-Mail Address)</i>	860-547-9698 <i>(Area Code) (Telephone Number) (Extension)</i> 860-757-1131 <i>(Fax Number)</i>

OFFICERS

Name	Title	Name	Title
1. Brion Scott Johnson	President and Chairman of the Board	2. Peter Francis Sannizzaro	SVP and CFO
3. Robert William Paiano	EVP and Treasurer	4. Michael Robert Hazel	VP and Controller

OTHER


Zengdi Zhuang	Appointed Actuary	Lisa Sue Levin	Corporate Secretary
---------------	-------------------	----------------	---------------------

DIRECTORS OR TRUSTEES

Brion Scott Johnson	Robert William Paiano	Matthew James Poznar
---------------------	-----------------------	----------------------

State of..... Connecticut
County of..... Hartford


The officers of this reporting entity being duly sworn, each depose and say that they are the described officers of said reporting entity, and that on the reporting period stated above, all of the herein described assets were the absolute property of the said reporting entity, free and clear from any liens or claims thereon, except as herein stated, and that this statement, together with related exhibits, schedules and explanations therein contained, annexed or referred to, is a full and true statement of all the assets and liabilities and of the condition and affairs of the said reporting entity as of the reporting period stated above, and of its income and deductions therefrom for the period ended, and have been completed in accordance with the NAIC *Annual Statement Instructions and Accounting Practices and Procedures* manual except to the extent that: (1) state law may differ; or, (2) that state rules or regulations require differences in reporting not related to accounting practices and procedures, according to the best of their information, knowledge and belief, respectively. Furthermore, the scope of this attestation by the described officers also includes the related corresponding electronic filing with the NAIC, when required, that is an exact copy (except for formatting differences due to electronic filing) of the enclosed statement. The electronic filing may be requested by various regulators in lieu of or in addition to the enclosed statement.



(Signature)
Brion S. Johnson
1. (Printed Name)

President and Chairman of the Board


(Title)



(Signature)
Michael R. Hazel
2. (Printed Name)

Vice President and Controller

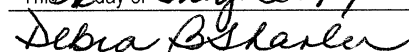
(Title)





(Signature)
Lisa S. Levin
3. (Printed Name)

Corporate Secretary

(Title)


Subscribed and sworn to before me
This 26 day of July, 2017


Subscribed and sworn to before me
This 24 day of July, 2017


Subscribed and sworn to before me
This 24 day of July, 2017


DEBRA B. SHANLER
NOTARY PUBLIC
MY COMMISSION EXPIRES 9-30-2020

Laurie Hansen
NOTARY PUBLIC
State of Connecticut
My Commission Expires
December 31, 2018

 **BARBARA JEAN LECLAIR**
Notary Public, State of Connecticut
My Commission Expires Apr. 30, 2018

a. Is this an original filing? Yes [X] No []
b. If no
1. State the amendment number _____
2. Date filed _____
3. Number of pages attached _____

ASSETS

	Current Statement Date			4
	1	2	3	December 31 Prior Year Net Admitted Assets
	Assets	Nonadmitted Assets	Net Admitted Assets (Cols. 1 - 2)	
1. Bonds.....	39,534,913	0	39,534,913	38,552,918
2. Stocks:				
2.1 Preferred stocks.....	0	0	0	0
2.2 Common stocks.....	0	0	0	0
3. Mortgage loans on real estate:				
3.1 First liens.....	0	0	0	0
3.2 Other than first liens.....	0	0	0	0
4. Real estate:				
4.1 Properties occupied by the company (less \$.....0 encumbrances).....	0	0	0	0
4.2 Properties held for the production of income (less \$.....0 encumbrances).....	0	0	0	0
4.3 Properties held for sale (less \$.....0 encumbrances).....	0	0	0	0
5. Cash (\$....48,619), cash equivalents (\$.....0) and short-term investments (\$....9,316,840).....	9,365,459	0	9,365,459	3,013,246
6. Contract loans (including \$.....0 premium notes).....	0	0	0	0
7. Derivatives.....	0	0	0	0
8. Other invested assets.....	0	0	0	0
9. Receivables for securities.....	0	0	0	7,053,000
10. Securities lending reinvested collateral assets.....	0	0	0	0
11. Aggregate write-ins for invested assets.....	0	0	0	0
12. Subtotals, cash and invested assets (Lines 1 to 11).....	48,900,372	0	48,900,372	48,619,165
13. Title plants less \$.....0 charged off (for Title insurers only).....	0	0	0	0
14. Investment income due and accrued.....	118,696	0	118,696	168,883
15. Premiums and considerations:				
15.1 Uncollected premiums and agents' balances in the course of collection.....	0	0	0	0
15.2 Deferred premiums, agents' balances and installments booked but deferred and not yet due (including \$.....0 earned but unbilled premiums).....	0	0	0	0
15.3 Accrued retrospective premiums (\$.....0) and contracts subject to redetermination (\$.....0).....	0	0	0	0
16. Reinsurance:				
16.1 Amounts recoverable from reinsurers.....	0	0	0	0
16.2 Funds held by or deposited with reinsured companies.....	0	0	0	0
16.3 Other amounts receivable under reinsurance contracts.....	3,550	0	3,550	3,489
17. Amounts receivable relating to uninsured plans.....	0	0	0	0
18.1 Current federal and foreign income tax recoverable and interest thereon.....	0	0	0	0
18.2 Net deferred tax asset.....	254,632	151,632	103,000	128,000
19. Guaranty funds receivable or on deposit.....	0	0	0	0
20. Electronic data processing equipment and software.....	0	0	0	0
21. Furniture and equipment, including health care delivery assets (\$.....0).....	0	0	0	0
22. Net adjustment in assets and liabilities due to foreign exchange rates.....	0	0	0	0
23. Receivables from parent, subsidiaries and affiliates.....	0	0	0	0
24. Health care (\$.....0) and other amounts receivable.....	0	0	0	0
25. Aggregate write-ins for other than invested assets.....	0	0	0	0
26. Total assets excluding Separate Accounts, Segregated Accounts and Protected Cell Accounts (Lines 12 through 25).....	49,277,251	151,632	49,125,619	48,919,537
27. From Separate Accounts, Segregated Accounts and Protected Cell Accounts.....	12,364,101	0	12,364,101	11,681,548
28. Total (Lines 26 and 27).....	61,641,352	151,632	61,489,720	60,601,086

DETAILS OF WRITE-INS

1101.....	0	0	0	0
1102.....	0	0	0	0
1103.....	0	0	0	0
1198. Summary of remaining write-ins for Line 11 from overflow page.....	0	0	0	0
1199. Totals (Lines 1101 thru 1103 plus 1198) (Line 11 above).....	0	0	0	0
2501.....	0	0	0	0
2502.....	0	0	0	0
2503.....	0	0	0	0
2598. Summary of remaining write-ins for Line 25 from overflow page.....	0	0	0	0
2599. Totals (Lines 2501 thru 2503 plus 2598) (Line 25 above).....	0	0	0	0

LIABILITIES, SURPLUS AND OTHER FUNDS

	1 Current Statement Date	2 December 31 Prior Year
1. Aggregate reserve for life contracts \$.....693,998 less \$.....0 included in Line 6.3 (including \$.....0 Modco Reserve).....	693,998	724,844
2. Aggregate reserve for accident and health contracts (including \$.....0 Modco Reserve).....	0	0
3. Liability for deposit-type contracts (including \$.....0 Modco Reserve).....	0	0
4. Contract claims:		
4.1 Life.....	0	0
4.2 Accident and health.....	0	0
5. Policyholders' dividends \$.....0 and coupons \$.....0 due and unpaid.....	0	0
6. Provision for policyholders' dividends and coupons payable in following calendar year - estimated amounts:		
6.1 Dividends apportioned for payment (including \$.....0 Modco).....	0	0
6.2 Dividends not yet apportioned (including \$.....0 Modco).....	0	0
6.3 Coupons and similar benefits (including \$.....0 Modco).....	0	0
7. Amount provisionally held for deferred dividend policies not included in Line 6.....	0	0
8. Premiums and annuity considerations for life and accident and health contracts received in advance less \$.....0 discount; including \$.....0 accident and health premiums.....	0	0
9. Contract liabilities not included elsewhere:		
9.1 Surrender values on canceled contracts.....	0	0
9.2 Provision for experience rating refunds, including the liability of \$.....0 accident and health experience rating refunds of which \$.....0 is for medical loss ratio rebate per the Public Health Service Act.....	0	0
9.3 Other amounts payable on reinsurance, including \$.....0 assumed and \$.....0 ceded.....	0	0
9.4 Interest Maintenance Reserve.....	38,886	58,603
10. Commissions to agents due or accrued - life and annuity contracts \$.....0, accident and health \$.....0 and deposit-type contract funds \$.....0.....	0	0
11. Commissions and expense allowances payable on reinsurance assumed.....	0	0
12. General expenses due or accrued.....	9,197	18,599
13. Transfers to Separate Accounts due or accrued (net) (including \$.....6,487 accrued for expense allowances recognized in reserves, net of reinsured allowances).....	6,487	5,769
14. Taxes, licenses and fees due or accrued, excluding federal income taxes.....	0	0
15.1 Current federal and foreign income taxes, including \$.....0 on realized capital gains (losses).....	66,942	42,892
15.2 Net deferred tax liability.....	0	0
16. Unearned investment income.....	0	0
17. Amounts withheld or retained by company as agent or trustee.....	0	0
18. Amounts held for agents' account, including \$.....0 agents' credit balances.....	0	0
19. Remittances and items not allocated.....	0	0
20. Net adjustment in assets and liabilities due to foreign exchange rates.....	0	0
21. Liability for benefits for employees and agents if not included above.....	0	0
22. Borrowed money \$.....0 and interest thereon \$.....0.....	0	0
23. Dividends to stockholders declared and unpaid.....	0	0
24. Miscellaneous liabilities:		
24.01 Asset valuation reserve.....	9,072	8,177
24.02 Reinsurance in unauthorized and certified (\$.....0) companies.....	0	0
24.03 Funds held under reinsurance treaties with unauthorized and certified (\$.....0) reinsurers.....	0	0
24.04 Payable to parent, subsidiaries and affiliates.....	3,808	873
24.05 Drafts outstanding.....	0	0
24.06 Liability for amounts held under uninsured plans.....	0	0
24.07 Funds held under coinsurance.....	0	0
24.08 Derivatives.....	0	0
24.09 Payable for securities.....	0	0
24.10 Payable for securities lending.....	0	0
24.11 Capital notes \$.....0 and interest thereon \$.....0.....	0	0
25. Aggregate write-ins for liabilities.....	0	0
26. Total liabilities excluding Separate Accounts business (Lines 1 to 25).....	828,389	859,757
27. From Separate Accounts statement.....	12,364,101	11,681,548
28. Total liabilities (Lines 26 and 27).....	13,192,490	12,541,306
29. Common capital stock.....	2,500,000	2,500,000
30. Preferred capital stock.....	0	0
31. Aggregate write-ins for other-than-special surplus funds.....	0	0
32. Surplus notes.....	0	0
33. Gross paid in and contributed surplus.....	57,500,000	57,500,000
34. Aggregate write-ins for special surplus funds.....	0	0
35. Unassigned funds (surplus).....	(11,702,770)	(11,940,220)
36. Less treasury stock, at cost:		
36.10.000 shares common (value included in Line 29 \$.....0).....	0	0
36.20.000 shares preferred (value included in Line 30 \$.....0).....	0	0
37. Surplus (Total Lines 31 + 32 + 33 + 34 + 35 - 36) (including \$.....0 in Separate Accounts Statement).....	45,797,230	45,559,780
38. Totals of Lines 29, 30 and 37.....	48,297,230	48,059,780
39. Totals of Lines 28 and 38 (Page 2, Line 28, Col. 3).....	61,489,720	60,601,086

DETAILS OF WRITE-INS

2501.	0	0
2502.	0	0
2503.	0	0
2598. Summary of remaining write-ins for Line 25 from overflow page.....	0	0
2599. Totals (Lines 2501 thru 2503 plus 2598) (Line 25 above).....	0	0
3101.	0	0
3102.	0	0
3103.	0	0
3198. Summary of remaining write-ins for Line 31 from overflow page.....	0	0
3199. Totals (Lines 3101 thru 3103 plus 3198) (Line 31 above).....	0	0
3401.	0	0
3402.	0	0
3403.	0	0
3498. Summary of remaining write-ins for Line 34 from overflow page.....	0	0
3499. Totals (Lines 3401 thru 3403 plus 3498) (Line 34 above).....	0	0

SUMMARY OF OPERATIONS

	1 Current Year to Date	2 Prior Year to Date	3 Prior Year Ended December 31
1. Premiums and annuity considerations for life and accident and health contracts.....	46,062	3,300	6,600
2. Considerations for supplementary contracts with life contingencies.....	0	0	0
3. Net investment income.....	255,547	230,486	465,897
4. Amortization of Interest Maintenance Reserve (IMR).....	13,338	25,131	55,080
5. Separate Accounts net gain from operations excluding unrealized gains or losses.....	0	0	0
6. Commissions and expense allowances on reinsurance ceded.....	0	0	0
7. Reserve adjustments on reinsurance ceded.....	(375,073)	(455,997)	(799,166)
8. Miscellaneous Income:			
8.1 Income from fees associated with investment management, administration and contract guarantees from Separate Accounts.....	52,339	48,412	99,494
8.2 Charges and fees for deposit-type contracts.....	0	0	0
8.3 Aggregate write-ins for miscellaneous income.....	1,262	1,045	1,989
9. Totals (Lines 1 to 8.3).....	(6,526)	(147,622)	(170,105)
10. Death benefits.....	0	0	0
11. Matured endowments (excluding guaranteed annual pure endowments).....	0	0	0
12. Annuity benefits.....	16,330	27,984	42,542
13. Disability benefits and benefits under accident and health contracts.....	0	0	0
14. Coupons, guaranteed annual pure endowments and similar benefits.....	0	0	0
15. Surrender benefits and withdrawals for life contracts.....	75,648	88,866	206,075
16. Group conversions.....	0	0	0
17. Interest and adjustments on contract or deposit-type contract funds.....	0	0	0
18. Payments on supplementary contracts with life contingencies.....	0	0	0
19. Increase in aggregate reserves for life and accident and health contracts.....	(30,846)	(45,855)	(50,110)
20. Totals (Lines 10 to 19).....	61,132	70,995	198,508
21. Commissions on premiums, annuity considerations and deposit-type contract funds (direct business only).....	0	0	0
22. Commissions and expense allowances on reinsurance assumed.....	0	0	0
23. General insurance expenses.....	(18)	(20,403)	(20,283)
24. Insurance taxes, licenses and fees, excluding federal income taxes.....	0	(29,411)	(23,174)
25. Increase in loading on deferred and uncollected premiums.....	0	0	0
26. Net transfers to or (from) Separate Accounts net of reinsurance.....	(356,495)	(467,227)	(875,300)
27. Aggregate write-ins for deductions.....	3,024	3,418	6,740
28. Totals (Lines 20 to 27).....	(292,356)	(442,628)	(713,509)
29. Net gain from operations before dividends to policyholders and federal income taxes (Line 9 minus Line 28).....	285,830	295,006	543,404
30. Dividends to policyholders.....	0	0	0
31. Net gain from operations after dividends to policyholders and before federal income taxes (Line 29 minus Line 30).....	285,830	295,006	543,404
32. Federal and foreign income taxes incurred (excluding tax on capital gains).....	22,433	(5,189)	(18,150)
33. Net gain from operations after dividends to policyholders and federal income taxes and before realized capital gains or (losses) (Line 31 minus Line 32).....	263,396	300,195	561,554
34. Net realized capital gains (losses) (excluding gains (losses) transferred to the IMR) less capital gains tax of \$.....52 (excluding taxes of \$.....(3,435) transferred to the IMR).....	(52)	0	0
35. Net income (Line 33 plus Line 34).....	263,345	300,195	561,554
CAPITAL AND SURPLUS ACCOUNT			
36. Capital and surplus, December 31, prior year.....	48,059,780	47,513,281	47,513,281
37. Net income (Line 35).....	263,345	300,195	561,554
38. Change in net unrealized capital gains (losses) less capital gains tax of \$.....0.....	0	0	0
39. Change in net unrealized foreign exchange capital gain (loss).....	0	0	0
40. Change in net deferred income tax.....	7,854	(85,515)	(56,948)
41. Change in nonadmitted assets.....	(32,854)	135,244	42,869
42. Change in liability for reinsurance in unauthorized and certified companies.....	0	0	0
43. Change in reserve on account of change in valuation basis, (increase) or decrease.....	0	0	0
44. Change in asset valuation reserve.....	(895)	(617)	(976)
45. Change in treasury stock.....	0	0	0
46. Surplus (contributed to) withdrawn from Separate Accounts during period.....	0	0	0
47. Other changes in surplus in Separate Accounts Statement.....	0	0	0
48. Change in surplus notes.....	0	0	0
49. Cumulative effect of changes in accounting principles.....	0	0	0
50. Capital changes:			
50.1 Paid in.....	0	0	0
50.2 Transferred from surplus (Stock Dividend).....	0	0	0
50.3 Transferred to surplus.....	0	0	0
51. Surplus adjustment:			
51.1 Paid in.....	0	0	0
51.2 Transferred to capital (Stock Dividend).....	0	0	0
51.3 Transferred from capital.....	0	0	0
51.4 Change in surplus as a result of reinsurance.....	0	0	0
52. Dividends to stockholders.....	0	0	0
53. Aggregate write-ins for gains and losses in surplus.....	0	0	0
54. Net change in capital and surplus (Lines 37 through 53).....	237,450	349,307	546,499
55. Capital and surplus as of statement date (Lines 36 + 54).....	48,297,230	47,862,587	48,059,780
DETAILS OF WRITE-INS			
08.301. Other investment management fees.....	664	835	1,667
08.302. Separate Account loads.....	548	209	475
08.303. Miscellaneous income.....	50	0	(153)
08.398. Summary of remaining write-ins for Line 8.3 from overflow page.....	0	0	0
08.399. Totals (Lines 08.301 thru 08.303 plus 08.398) (Line 8.3 above).....	1,262	1,045	1,989
2701. Miscellaneous deductions.....	3,024	3,418	6,740
2702.	0	0	0
2703.	0	0	0
2798. Summary of remaining write-ins for Line 27 from overflow page.....	0	0	0
2799. Totals (Lines 2701 thru 2703 plus 2798) (Line 27 above).....	3,024	3,418	6,740
5301.	0	0	0
5302.	0	0	0
5303.	0	0	0
5398. Summary of remaining write-ins for Line 53 from overflow page.....	0	0	0
5399. Totals (Lines 5301 thru 5303 plus 5398) (Line 53 above).....	0	0	0

CASH FLOW

	1 Current Year to Date	2 Prior Year To Date	3 Prior Year Ended December 31
CASH FROM OPERATIONS			
1. Premiums collected net of reinsurance.....	46,062	3,300	6,600
2. Net investment income.....	301,952	236,892	406,486
3. Miscellaneous income.....	(321,473)	(406,539)	(697,682)
4. Total (Lines 1 through 3).....	26,541	(166,347)	(284,596)
5. Benefit and loss related payments.....	92,039	118,309	250,441
6. Net transfers to Separate Accounts, Segregated Accounts and Protected Cell Accounts.....	(357,213)	(468,141)	(877,114)
7. Commissions, expenses paid and aggregate write-ins for deductions.....	12,409	(14,499)	(22,363)
8. Dividends paid to policyholders.....	0	0	0
9. Federal and foreign income taxes paid (recovered) net of \$.....0 tax on capital gains (losses).....	(5,000)	16,000	428,363
10. Total (Lines 5 through 9).....	(257,764)	(348,330)	(220,672)
11. Net cash from operations (Line 4 minus Line 10).....	284,305	181,983	(63,924)
CASH FROM INVESTMENTS			
12. Proceeds from investments sold, matured or repaid:			
12.1 Bonds.....	5,834,424	6,057,918	20,613,132
12.2 Stocks.....	0	0	0
12.3 Mortgage loans.....	0	0	0
12.4 Real estate.....	0	0	0
12.5 Other invested assets.....	0	0	0
12.6 Net gains or (losses) on cash, cash equivalents and short-term investments.....	0	0	0
12.7 Miscellaneous proceeds.....	7,053,000	0	0
12.8 Total investment proceeds (Lines 12.1 to 12.7).....	12,887,424	6,057,918	20,613,132
13. Cost of investments acquired (long-term only):			
13.1 Bonds.....	6,822,452	5,476,153	12,946,095
13.2 Stocks.....	0	0	0
13.3 Mortgage loans.....	0	0	0
13.4 Real estate.....	0	0	0
13.5 Other invested assets.....	0	0	0
13.6 Miscellaneous applications.....	0	0	7,053,000
13.7 Total investments acquired (Lines 13.1 to 13.6).....	6,822,452	5,476,153	19,999,095
14. Net increase or (decrease) in contract loans and premium notes.....	0	0	0
15. Net cash from investments (Line 12.8 minus Line 13.7 and Line 14).....	6,064,972	581,764	614,036
CASH FROM FINANCING AND MISCELLANEOUS SOURCES			
16. Cash provided (applied):			
16.1 Surplus notes, capital notes.....	0	0	0
16.2 Capital and paid in surplus, less treasury stock.....	0	0	0
16.3 Borrowed funds.....	0	0	0
16.4 Net deposits on deposit-type contracts and other insurance liabilities.....	0	0	0
16.5 Dividends to stockholders.....	0	0	0
16.6 Other cash provided (applied).....	2,936	(51,136)	(21,533)
17. Net cash from financing and miscellaneous sources (Lines 16.1 through 16.4 minus Line 16.5 plus Line 16.6).....	2,936	(51,136)	(21,533)
RECONCILIATION OF CASH, CASH EQUIVALENTS AND SHORT-TERM INVESTMENTS			
18. Net change in cash, cash equivalents and short-term investments (Line 11 plus Line 15 plus Line 17).....	6,352,213	712,611	528,580
19. Cash, cash equivalents and short-term investments:			
19.1 Beginning of year.....	3,013,246	2,484,667	2,484,667
19.2 End of period (Line 18 plus Line 19.1).....	9,365,459	3,197,278	3,013,246

Note: Supplemental disclosures of cash flow information for non-cash transactions:

20.0001	0	0	0
---------------	---	---	---

EXHIBIT 1

DIRECT PREMIUMS AND DEPOSIT-TYPE CONTRACTS

	1 Current Year To Date	2 Prior Year To Date	3 Prior Year Ended December 31
1. Industrial life.....	0	0	0
2. Ordinary life insurance.....	0	0	0
3. Ordinary individual annuities.....	0	55,242	55,242
4. Credit life (group and individual).....	0	0	0
5. Group life insurance.....	0	0	0
6. Group annuities.....	585,522	237,482	356,660
7. A&H - group.....	0	0	0
8. A&H - credit (group and individual).....	0	0	0
9. A&H - other.....	0	0	0
10. Aggregate of all other lines of business.....	0	0	0
11. Subtotal.....	585,522	292,725	411,902
12. Deposit-type contracts.....	0	0	0
13. Total.....	585,522	292,725	411,902

DETAILS OF WRITE-INS

1001.	0	0	0
1002.	0	0	0
1003.	0	0	0
1098. Summary of remaining write-ins for Line 10 from overflow page.....	0	0	0
1099. Total (Lines 1001 thru 1003 plus 1098) (Line 10 above).....	0	0	0

NOTES TO FINANCIAL STATEMENTS**Note 1 - Summary of Significant Accounting Policies and Going Concern****A. Accounting Practices**

The accompanying statutory-basis financial statements of American Maturity Life Insurance Company (the "Company" or "AMLIC") have been prepared in conformity with statutory accounting practices prescribed or permitted by the State of Connecticut Insurance Department ("the Department"). The Department recognizes only statutory accounting practices prescribed or permitted by the State of Connecticut for determining and reporting the financial condition and results of operations of an insurance company and for determining solvency under the State of Connecticut Insurance Law. The National Association of Insurance Commissioners' Accounting Practices and Procedures Manual ("NAIC SAP") has been adopted as a component of prescribed practices by the State of Connecticut.

A reconciliation of the Company's net income and capital and surplus between NAIC SAP and practices prescribed by the Department is shown below:

	SSAP #	F/S Page	F/S Line #	2017	2016
Net income					
1. AMLIC state basis (Page 4, Line 35, Columns 1 & 3)	XXX	XXX	XXX	\$ 263,345	\$ 561,554
2. State prescribed practices that (increase)/decrease NAIC SAP				—	—
3. State permitted practices that (increase)/decrease NAIC SAP				—	—
4. Net SAP (1-2-3=4)	XXX	XXX	XXX	\$ 263,345	\$ 561,554
Surplus					
5. AMLIC state basis (Page 3, Line 38, Columns 1 & 2)	XXX	XXX	XXX	\$ 48,297,230	\$ 48,059,780
6. State prescribed practices that (increase)/decrease NAIC SAP				—	—
7. State permitted practices that (increase)/decrease NAIC SAP				—	—
8. NAIC SAP (5-6-7=8)	XXX	XXX	XXX	\$ 48,297,230	\$ 48,059,780

C. Accounting Policy

6. The Company has no investments in loan-backed bond and structured securities.

Note 2 - Accounting Changes and Corrections of Errors

No significant change.

Note 3 - Business Combinations and Goodwill

No significant change.

Note 4 - Discontinued Operations

No significant change.

Note 5 - Investments**D. Loan-Backed Securities**

The Company has no other-than-temporary impairments ("OTTI") recognized on loan-backed securities.

E. Repurchase Agreements and/or Securities Lending Transactions

3. Collateral Received

b. The Company did not accept collateral that is permitted by contract or custom to sell or repledge as of June 30, 2017.

I. Working Capital Finance Investments

The Company had no working capital finance investments.

J. Offsetting and Netting of Assets and Liabilities

The Company had no offsetting and netting of assets and liabilities.

Note 6 - Joint Ventures, Partnerships and Limited Liability Companies

No significant change.

Note 7 - Investment Income

No significant change.

Note 8 - Derivative Instruments

No significant change.

Note 9 - Income Taxes

No significant change.

Note 10 - Information Concerning Parent, Subsidiaries and Affiliates

No significant change.

Note 11 - Debt

B. The Company has no Federal Home Loan Bank agreements.

NOTES TO FINANCIAL STATEMENTS**Note 12 - Retirement Plans, Deferred Compensation, Postemployment Benefits and Compensated Absences and Other Postretirement Benefit Plans****A. Defined Benefit Plan**

The Company has no direct plans

G. Consolidated/Holding Company Plans

On June 30, 2017, the Hartford Financial Services Group, Inc. ("The Hartford") purchased a group annuity contract to transfer approximately \$1.6 billion of its outstanding pension benefit obligations related to certain U.S. retirees, terminated vested participants, and beneficiaries to a third-party. In connection with this transaction, The Hartford expects to make a \$300 million contribution to the U.S. qualified pension plan by year-end 2017 in order to maintain the plan's pre-transaction funded status.

Note 13 - Capital and Surplus, Shareholders' Dividend Restrictions and Quasi-Reorganizations

No significant change.

Note 14 - Liabilities, Contingencies, and Assessments**F. All Other Contingencies**

The Company is or may become involved in various legal actions, some of which assert claims for substantial amounts. Management expects that the ultimate liability, if any, with respect to such lawsuits, after consideration of provisions made for estimated losses and costs of defense, will not be material to the financial condition of the Company.

For additional information, please refer to the current and periodic reports filed by The Hartford with the United States Securities and Exchange Commission.

Note 15 - Leases

No significant change.

Note 16 - Information about Financial Instruments with Off-Balance Sheet Risk and Financial Instruments with Concentrations of Credit Risk

No significant change.

Note 17 - Sale, Transfer and Servicing of Financial Assets and Extinguishments of Liabilities

B. The Company had no transfer or servicing of financial assets.

C. The Company had no wash sales.

Note 18 - Gain or Loss to the Reporting Entity from Uninsured Plans and the Uninsured Portion of Partially Insured Plans

No significant change.

Note 19 - Direct Premium Written/Produced by Managing General Agents/Third Party Administrators

No significant change.

Note 20 - Fair Value Measurements**A. Fair Value Measurements**

Fair value is determined based on the "exit price" notion which is defined as the price that would be received to sell an asset in the principal or most advantageous market for the asset in an orderly transaction between market participants. The Company's Separate Account assets are held at fair value. The following section applies the fair value hierarchy and disclosure requirements for the Company's Separate Account assets, and categorizes the inputs in the valuation techniques used to measure fair value into three broad levels (Level 1, 2 or 3):

- Level 1 Unadjusted quoted prices for identical assets in active markets that the Company has the ability to access at the measurement date. Level 1 securities include open-ended mutual funds reported in Separate Account assets.
- Level 2 Observable inputs, other than quoted prices included in Level 1, for the asset or prices for similar assets. Certain short-term investments reported in Separate Account assets are model priced by vendors using observable inputs and are classified within Level 2.
- Level 3 Valuations that are derived from techniques in which one or more of the significant inputs are unobservable (including assumptions about risk). Because Level 3 values, by their nature, contain one or more significant unobservable inputs as there is little or no observable market for these assets and liabilities, considerable judgment is used to determine the Level 3 fair values. Level 3 fair values represent the Company's best estimate of an amount that could be realized in a current market exchange absent actual market exchanges.

In many situations, inputs used to measure the fair value of an asset may fall into different levels of the fair value hierarchy. In these situations, the Company will determine the level in which the fair value falls based upon the lowest level input that is significant to the determination of the fair value. Transfers of securities among the levels occur at the beginning of the reporting period. There were no transfers between Level 1 and Level 2 for the period ended June 30, 2017. In most cases, both observable (e.g., changes in interest rates) and unobservable (e.g., changes in risk assumptions) inputs are used in the determination of fair values that the Company has classified within Level 3. Consequently, these values and the related gains and losses are based upon both observable and unobservable inputs. The Company's bonds included in Level 3 are classified as such because these securities are primarily within illiquid markets and/or priced by independent brokers.

NOTES TO FINANCIAL STATEMENTS

1. The following table presents assets carried at fair value by hierarchy level:

June 30, 2017				
(Amounts in thousands)	Quoted Prices in Active Markets for Identical Assets (Level 1)	Significant Observable Inputs (Level 2)	Significant Unobservable Inputs (Level 3)	Total
a. Assets accounted for at fair value				
Separate Account assets	\$ 12,226	\$ 138	\$ —	\$ 12,364
Total assets accounted for at fair value	\$ 12,226	\$ 138	\$ —	\$ 12,364
b. Liabilities accounted for at fair value				
N/A	\$ —	\$ —	\$ —	\$ —
Total liabilities accounted for at fair value	\$ —	\$ —	\$ —	\$ —

Fair values and changes in the fair values of Separate Account assets generally accrue directly to the policyholders and are not included in the Company's revenues and expenses or surplus.

Valuation Techniques, Procedures and Controls

The Company determines the fair values of certain financial assets and liabilities based on quoted market prices where available and where prices represent reasonable estimates of fair value. The Company also determines fair values based on future cash flows discounted at the appropriate current market rate. Fair values reflect adjustments for counterparty credit quality, the Company's default spreads, liquidity and, where appropriate, risk margins on unobservable parameters.

The fair value process is monitored by the Valuation Committee, which is a cross-functional group of senior management within the Company that meets at least quarterly. The Valuation Committee is co-chaired by the Heads of Investment Operations and Investment Accounting, and has representation from various investment sector professionals, accounting, operations, legal, compliance and risk management. The purpose of the committee is to oversee the pricing policy and procedures by ensuring objective and reliable valuation practices and pricing of financial instruments as well as addressing valuation issues and approving changes to valuation methodologies and pricing sources. There are also two working groups under the Valuation Committee, a Securities Fair Value Working Group ("Securities Working Group") and a Derivatives Fair Value Working Group ("Derivatives Working Group"), which include various investment, operations, accounting and risk management professionals that meet monthly to review market data trends, pricing and trading statistics and results, and any proposed pricing methodology changes.

The Company also has an enterprise-wide Operational Risk Management function, led by the Chief Operational Risk Officer, which is responsible for establishing, maintaining and communicating the framework, principles and guidelines of the Company's operational risk management program. This includes model risk management which provides an independent review of the suitability, characteristics and reliability of model inputs as well as an analysis of significant changes to current models.

Bonds and Stocks

The fair values of bonds and stocks in an active and orderly market (e.g., not distressed or forced liquidation) are determined by management using a "waterfall" approach after considering the following pricing sources: quoted prices for identical assets or liabilities, prices from third-party pricing services, independent broker quotations, or internal matrix pricing processes. Typical inputs used by these pricing sources include, but are not limited to, benchmark yields, reported trades, broker/dealer quotes, issuer spreads, benchmark securities, bids, offers, and/or estimated cash flows, prepayment speeds, and default rates. Most bonds do not trade daily. Based on the typical trading volumes and the lack of quoted market prices for bonds, third-party pricing services utilize matrix pricing to derive security prices. Matrix pricing relies on securities' relationships to other benchmark quoted securities, which trade more frequently. Pricing services utilize recently reported trades of identical or similar securities making adjustments through the reporting date based on the preceding outlined available market observable information. If there are no recently reported trades, the third-party pricing services may develop a security price using expected future cash flows based upon collateral performance and discounted at an estimated market rate. Both matrix pricing and discounted cash flow techniques develop prices by factoring in the time value for cash flows and risk, including liquidity and credit.

Prices from third-party pricing services may be unavailable for securities that are rarely traded or are traded only in privately negotiated transactions. As a result, certain securities are priced via independent broker quotations which utilize inputs that may be difficult to corroborate with observable market based data. Additionally, the majority of these independent broker quotations are non-binding.

The Company utilizes an internally developed matrix pricing process for private placement securities for which the Company is unable to obtain a price from a third-party pricing service. The Company's process is similar to the third-party pricing services. The Company develops credit spreads each month using market based data for public securities adjusted for credit spread differentials between public and private securities which are obtained from a survey of multiple private placement brokers. The credit spreads determined through this survey approach are based upon the issuer's financial strength and term to maturity, utilizing independent public security index and trade information and adjusting for the non-public nature of the securities. Credit spreads combined with risk-free rates are applied to contractual cash flows to develop a price.

The Securities Working Group performs ongoing analyses of the prices and credit spreads received from third parties to ensure that the prices represent a reasonable estimate of the fair value. This process involves quantitative and qualitative analyses and is overseen by investment and accounting professionals. As a part of these analyses, the Company considers trading volume, new issuance activity and other factors to determine whether the market activity is significantly different than normal activity in an active market, and if so, whether transactions may not be orderly considering the weight of available evidence. If the available evidence indicates that pricing is based upon transactions that are stale or not orderly, the Company places little, if any, weight on the transaction price and will estimate fair value utilizing an internal pricing model. In addition, the Company ensures that prices received from independent brokers represent a reasonable estimate of fair value through the use of internal and external cash flow models utilizing spreads, and when available, market indices. As a result of these analyses, if the Company determines that there is a more appropriate fair value based upon the available market data, the price received from the third party is adjusted accordingly and approved by the Valuation Committee.

The Company conducts other specific monitoring controls around pricing. Daily analyses identify price changes over 3% for bonds and 5% for equity securities and trade prices for both bonds and stocks that differ over 3% to the current day's price. Weekly analyses identify prices that differ more than 5% from published bond prices of a corporate bond index. Monthly analyses identify price changes over 3%, prices that have not changed and missing prices. Also on a monthly basis, a second source validation is performed on most sectors. Analyses are conducted by a dedicated pricing unit that follows up with trading and investment sector professionals and challenges prices with vendors when the estimated assumptions used differs from what the Company feels a market participant would use. Examples of other procedures performed include, but are not limited to, initial and ongoing review of third-party pricing services' methodologies, review of pricing statistics and trends and back testing recent trades.

The Company has analyzed the third-party pricing services' valuation methodologies and related inputs, and has also evaluated the various types of securities in its investment portfolio to determine an appropriate fair value hierarchy level based upon trading activity and the observability of market inputs. Most prices provided by third-party pricing services are classified into Level 2 because the inputs used in pricing the securities are observable. Due to the lack of transparency in the process that brokers use to develop prices, most valuations that are based on brokers' prices are classified as Level 3. Some valuations may be classified as Level 2 if the price can be corroborated with observable market data.

Valuation Inputs for Separate Account Assets

Separate Account assets are primarily invested in mutual funds but also have investments in bonds and stocks. For Level 1 investments, valuations are based on observable inputs that reflect quoted prices for identical assets in active markets that the Company has the ability to access at the measurement date.

For the Separate Accounts' Level 2 debt securities, typical inputs used by pricing techniques include, but are not limited to, benchmark yields, reported trades, broker/dealer quotes, issuer spreads, benchmark securities, bids, offers, and/or estimated cash flows, prepayment speeds, and default rates.

NOTES TO FINANCIAL STATEMENTS**B. Other Fair Value Disclosures**

Not applicable.

C. Fair Values for All Financial Instruments by Levels 1, 2 and 3

The tables below reflect the fair values and admitted values of all admitted assets and liabilities that are financial instruments excluding those accounted for under the equity method (joint ventures and partnerships). The fair values are also categorized into the three-level fair value hierarchy as described in Note 20A.

(Amounts in thousands)	June 30, 2017					
Type of Financial Instrument	Aggregate Fair Value	Admitted Value	(Level 1)	(Level 2)	(Level 3)	Not Practicable (Carrying Value)
Assets						
Bonds – unaffiliated	\$ 39,346	\$ 39,535	\$ —	\$ 39,346	\$ —	\$ —
Cash, cash equivalents and short-term investments - unaffiliated	9,357	9,365	49	9,308	—	—
Separate Account assets	12,364	12,364	12,226	138	—	—
Total assets	\$ 61,067	\$ 61,264	\$ 12,275	\$ 48,792	\$ —	\$ —
Liabilities						
Separate Account liabilities	\$ (12,364)	\$ (12,364)	\$ (12,226)	\$ (138)	\$ —	\$ —
Total liabilities	\$ (12,364)	\$ (12,364)	\$ (12,226)	\$ (138)	\$ —	\$ —

(Amounts in thousands)	December 31, 2016					
Type of Financial Instrument	Aggregate Fair Value	Admitted Value	(Level 1)	(Level 2)	(Level 3)	Not Practicable (Carrying Value)
Assets						
Bonds and short-term investments – unaffiliated	\$ 41,295	\$ 41,514	\$ —	\$ 41,295	\$ —	\$ —
Separate Account assets	11,682	11,682	11,545	137	—	—
Total assets	\$ 52,977	\$ 53,196	\$ 11,545	\$ 41,432	\$ —	\$ —
Liabilities						
Separate Account liabilities	\$ (11,682)	\$ (11,682)	\$ (11,545)	\$ (137)	\$ —	\$ —
Total liabilities	\$ (11,682)	\$ (11,682)	\$ (11,545)	\$ (137)	\$ —	\$ —

The valuation methodologies used to determine the fair values of bonds are described in the above Fair Value Measurements section of this note.

The amortized cost of short-term investments approximates fair value.

D. At June 30, 2017, the Company had no investments where it was not practicable to estimate fair value.

Note 21 – Other Items**C. Other Disclosures**

No significant change.

Note 22 - Events Subsequent

The Company had no material subsequent events through the filing date of August 10, 2017.

Note 23 - Reinsurance

No significant change.

Note 24 - Retrospectively Rated Contracts & Contracts Subject to Redetermination**E. Risk-Sharing Provisions of the Affordable Care Act ("ACA")**

The Company had no accident and health insurance premiums that are subject to the Affordable Care Act risk-sharing provisions.

Note 25 - Changes in Incurred Losses and Loss Adjustment Expenses

The Company had no change to incurred losses or loss adjustment expenses.

Note 26 - Intercompany Pooling Arrangements

No significant change.

Note 27 - Structured Settlements

No significant change.

Note 28 - Health Care Receivables

No significant change.

Note 29 - Participating Policies

No significant change.

Note 30 - Premium Deficiency Reserves

No significant change.

NOTES TO FINANCIAL STATEMENTS

Note 31 - Reserves for Life Contracts and Deposit-Type Contracts

No significant change.

Note 32 - Analysis of Annuity Actuarial Reserves and Deposit Liabilities by Withdrawal Characteristics

No significant change.

Note 33 - Premium and Annuity Considerations Deferred and Uncollected

No significant change.

Note 34 - Separate Accounts

No significant change.

Note 35 - Loss/Claim Adjustment Expenses

No significant change.

GENERAL INTERROGATORIES**PART 1 - COMMON INTERROGATORIES****GENERAL**

1.1 Did the reporting entity experience any material transactions requiring the filing of Disclosure of Material Transactions with the State of Domicile, as required by the Model Act? Yes [] No [X]

1.2 If yes, has the report been filed with the domiciliary state? Yes [] No []

2.1 Has any change been made during the year of this statement in the charter, by-laws, articles of incorporation, or deed of settlement of the reporting entity? Yes [] No [X]

2.2 If yes, date of change:

3.1 Is the reporting entity a member of an Insurance Holding Company System consisting of two or more affiliated persons, one or more of which is an insurer? If yes, complete Schedule Y, Parts 1 and 1A. Yes [X] No []

3.2 Have there been any substantial changes in the organizational chart since the prior quarter end? Yes [X] No []

3.3 If the response to 3.2 is yes, provide a brief description of those changes.

The sale of Hartford Financial Products International Limited, formerly an insurance subsidiary of Nutmeg Insurance Company, to Catalina Holdings UK Limited closed on May 10, 2017.

4.1 Has the reporting entity been a party to a merger or consolidation during the period covered by this statement? Yes [] No [X]

4.2 If yes, provide name of entity, NAIC Company Code, and state of domicile (use two letter state abbreviation) for any entity that has ceased to exist as a result of the merger or consolidation.

1 Name of Entity	2 NAIC Company Code	3 State of Domicile
	0	

5. If the reporting entity is subject to a management agreement, including third-party administrator(s), managing general agent(s), attorney-in-fact, or similar agreement, have there been any significant changes regarding the terms of the agreement or principals involved? If yes, attach an explanation. Yes [] No [X] N/A []

6.1 State as of what date the latest financial examination of the reporting entity was made or is being made. 12/31/2017

6.2 State as of date that the latest financial examination report became available from either the state of domicile or the reporting entity. This date should be the date of the examined balance sheet and not the date the report was completed or released. 12/31/2012

6.3 State as of what date the latest financial examination report became available to other states or the public from either the state of domicile or the reporting entity. This is the release date or completion date of the examination report and not the date of the examination (balance sheet date). 04/04/2014

6.4 By what department or departments?

Connecticut

6.5 Have all financial statement adjustments within the latest financial examination report been accounted for in a subsequent financial statement filed with Departments? Yes [] No [] N/A [X]

6.6 Have all of the recommendations within the latest financial examination report been complied with? Yes [X] No [] N/A []

7.1 Has this reporting entity had any Certificates of Authority, licenses or registrations (including corporate registration, if applicable) suspended or revoked by any governmental entity during the reporting period? Yes [] No [X]

7.2 If yes, give full information:

8.1 Is the company a subsidiary of a bank holding company regulated with the Federal Reserve Board? Yes [] No [X]

8.2 If response to 8.1 is yes, please identify the name of the bank holding company.

8.3 Is the company affiliated with one or more banks, thrifts or securities firms? Yes [X] No []

8.4 If the response to 8.3 is yes, please provide below the names and location (city and state of the main office) of any affiliates regulated by a federal regulatory services agency [i.e. the Federal Reserve Board (FRB), the Office of the Comptroller of the Currency (OCC), the Federal Deposit Insurance Corporation (FDIC) and the Securities Exchange Commission (SEC)] and identify the affiliate's primary federal regulator].

1 Affiliate Name	2 Location (City, State)	3 FRB	4 OCC	5 FDIC	6 SEC
Hartford Administrative Services Company	Radnor, PA	NO	NO	NO	YES
Hartford Funds Distributors, LLC	Radnor, PA	NO	NO	NO	YES
Hartford Funds Management Company, LLC	Radnor, PA	NO	NO	NO	YES
Hartford Investment Management Company	Hartford, CT	NO	NO	NO	YES
Hartford Securities Distribution Company, Inc.	Hartford, CT	NO	NO	NO	YES
HIMCO Distribution Services Company	Hartford, CT	NO	NO	NO	YES
Lattice Strategies LLC	Radnor, PA	NO	NO	NO	YES

9.1 Are the senior officers (principal executive officer, principal financial officer, principal accounting officer or controller, or persons performing similar functions) of the reporting entity subject to a code of ethics, which includes the following standards? Yes [X] No []

(a) Honest and ethical conduct, including the ethical handling of actual or apparent conflicts of interest between personal and professional relationships;

(b) Full, fair, accurate, timely and understandable disclosure in the periodic reports required to be filed by the reporting entity;

(c) Compliance with applicable governmental laws, rules and regulations;

(d) The prompt internal reporting of violations to an appropriate person or persons identified in the code; and

(e) Accountability for adherence to the code.

9.11 If the response to 9.1 is No, please explain:

9.2 Has the code of ethics for senior managers been amended? Yes [X] No []

9.21 If the response to 9.2 is Yes, provide information related to amendment(s).

The Code of Ethics was updated on May 4, 2017 for technical, administrative and other non-substantive changes.

GENERAL INTERROGATORIES

PART 1 - COMMON INTERROGATORIES

- 9.3 Have any provisions of the code of ethics been waived for any of the specified officers? Yes [] No [X]
- 9.31 If the response to 9.3 is Yes, provide the nature of any waiver(s).

FINANCIAL

- 10.1 Does the reporting entity report any amounts due from parent, subsidiaries or affiliates on Page 2 of this statement? Yes [] No [X]
- 10.2 If yes, indicate any amounts receivable from parent included in the Page 2 amount: \$ 0

INVESTMENT

- 11.1 Were any of the stocks, bonds, or other assets of the reporting entity loaned, placed under option agreement, or otherwise made available for use by another person? (Exclude securities under securities lending agreements.) Yes [] No [X]

11.2 If yes, give full and complete information relating thereto:

12. Amount of real estate and mortgages held in other invested assets in Schedule BA: \$ 0
13. Amount of real estate and mortgages held in short-term investments: \$ 0

- 14.1 Does the reporting entity have any investments in parent, subsidiaries and affiliates? Yes [] No [X]

14.2 If yes, please complete the following:

	1 Prior Year End Book/Adjusted Carrying Value	2 Current Quarter Book/Adjusted Carrying Value
\$	0	\$ 0
	0	0
	0	0
	0	0
	0	0
	0	0
\$	0	\$ 0
\$	0	\$ 0

- 15.1 Has the reporting entity entered into any hedging transactions reported on Schedule DB? Yes [] No [X]

- 15.2 If yes, has a comprehensive description of the hedging program been made available to the domiciliary state? Yes [] No []

If no, attach a description with this statement.

16. For the reporting entity's security lending program, state the amount of the following as of current statement date:

- 16.1 Total fair value of reinvested collateral assets reported on Schedule DL, Parts 1 and 2: \$ 0
- 16.2 Total book adjusted/carrying value of reinvested collateral assets reported on Schedule DL, Parts 1 and 2: \$ 0
- 16.3 Total payable for securities lending reported on the liability page: \$ 0

17. Excluding items in Schedule E-Part 3-Special Deposits, real estate, mortgage loans and investments held physically in the reporting entity's offices, vaults or safety deposit boxes, were all stocks, bonds and other securities, owned throughout the current year held pursuant to a custodial agreement with a qualified bank or trust company in accordance with Section 1, III - General Examination Considerations, F. Outsourcing of Critical Functions, Custodial or Safekeeping Agreements of the NAIC *Financial Condition Examiners Handbook*? Yes [X] No []

17.1 For all agreements that comply with the requirements of the NAIC *Financial Condition Examiners Handbook*, complete the following:

1 Name of Custodian(s)	2 Custodian Address
JPMorgan Chase Bank, N.A.	4 Chase MetroTech Center, 16th Floor, Brooklyn, NY 11245

17.2 For all agreements that do not comply with the requirements of the NAIC *Financial Condition Examiners Handbook*, provide the name, location and a complete explanation:

1 Name(s)	2 Location(s)	3 Complete Explanation(s)

- 17.3 Have there been any changes, including name changes, in the custodian(s) identified in 17.1 during the current quarter? Yes [] No [X]

17.4 If yes, give full and complete information relating thereto:

1 Old Custodian	2 New Custodian	3 Date of Change	4 Reason

17.5 Investment management – Identify all investment advisors, investment managers, broker/dealers, including individuals that have the authority to make investment decisions on behalf of the reporting entity. For assets that are managed internally by employees of the reporting entity, note as such ["...that have access to the investment accounts", "handle securities"].

1 Name of Firm or Individual	2 Affiliation
Hartford Investment Management Company	A

- 17.5097 For those firms/individuals listed in the table for Question 17.5, do any firms/individuals unaffiliated with the reporting entity (i.e., designated with a "U") manage more than 10% of the reporting entity's assets? Yes [] No [X]

- 17.5098 For firms/individuals unaffiliated with the reporting entity (i.e., designated with a "U") listed in the table for Question 17.5, does the total assets under management aggregate to more than 50% of the reporting entity's assets? Yes [] No [X]

17.6 For those firms or individuals listed in the table for 17.5 with an affiliation code of "A" (affiliated) or "U" (unaffiliated), provide the information for the table below.

1 Central Registration Depository Number	2 Name of Firm or Individual	3 Legal Entity Identifier (LEI)	4 Registered With	5 Investment Management Agreement (IMA) Filed
106699	Hartford Investment Management Company	FE0BULMG7PY8G4MG7C65	SEC	DS

GENERAL INTERROGATORIES

PART 1 - COMMON INTERROGATORIES

18.1 Have all the filing requirements of the *Purposes and Procedures Manual of the NAIC Investment Analysis Office* been followed?

Yes [X] No []

18.2 If no, list exceptions:

Statement as of June 30, 2017 of the **AMERICAN MATURITY LIFE INSURANCE COMPANY**
GENERAL INTERROGATORIES (continued)
PART 2 - LIFE & HEALTH

1.	Report the statement value of mortgage loans at the end of this reporting period for the following categories:		
1.1	Long-term mortgages in good standing		Amount
1.11	Farm mortgages.....	\$0
1.12	Residential mortgages.....	\$0
1.13	Commercial mortgages.....	\$0
1.14	Total mortgages in good standing.....	\$0
1.2	Long-term mortgages in good standing with restructured terms		
1.21	Total mortgages in good standing with restructured terms.....	\$0
1.3	Long-term mortgage loans upon which interest is overdue more than three months		
1.31	Farm mortgages.....	\$0
1.32	Residential mortgages.....	\$0
1.33	Commercial mortgages.....	\$0
1.34	Total mortgages with interest overdue more than three months.....	\$0
1.4	Long-term mortgage loans in process of foreclosure		
1.41	Farm mortgages.....	\$0
1.42	Residential mortgages.....	\$0
1.43	Commercial mortgages.....	\$0
1.44	Total mortgages in process of foreclosure.....	\$0
1.5	Total mortgage loans (Lines 1.14 + 1.21 + 1.34 + 1.44) (Page 2, Column 3, Lines 3.1 + 3.2)	\$0
1.6	Long-term mortgages foreclosed, properties transferred to real estate in current quarter		
1.61	Farm mortgages.....	\$0
1.62	Residential mortgages.....	\$0
1.63	Commercial mortgages.....	\$0
1.64	Total mortgages foreclosed and transferred to real estate.....	\$0
2.	Operating Percentages:		
2.1	A&H loss percent.....	0.0
2.2	A&H cost containment percent.....	0.0
2.3	A&H expense percent excluding cost containment expenses.....	0.0
3.1	Do you act as a custodian for health savings accounts?.....	Yes []	No [X]
3.2	If yes, please provide the amount of custodial funds held as of the reporting date.....	\$0
3.3	Do you act as an administrator for health savings accounts?.....	Yes []	No [X]
3.4	If yes, please provide the balance of the funds administered as of the reporting date.....	\$0

SCHEDULE S - CEDED REINSURANCE

Showing All New Reinsurance Treaties - Current Year to Date

1 NAIC Company Code	2 ID Number	3 Effective Date	4 Name of Reinsurer	5 Domiciliary Jurisdiction	6 Type of Reinsurance Ceded	7 Type of Reinsurer	8 Certified Reinsurer Rating (1 through 6)	9 Effective Date of Certified Reinsurer Rating
------------------------------	----------------	------------------------	------------------------	----------------------------------	--------------------------------------	---------------------------	---	---

NONE

AMERICAN MATURITY LIFE INSURANCE COMPANY SCHEDULE T - PREMIUMS AND ANNUITY CONSIDERATIONS

Current Year to Date - Allocated by States and Territories

	1	Direct Business Only					
		Life Contracts		4	5	6	7
States, Etc.	Active Status	Life Insurance Premiums	Annuity Considerations	A&H Insurance Premiums, Including Policy Membership and Other Fees	Other Considerations	Total Columns 2 through 5	Deposit-Type Contracts
1. Alabama.....	AL.....L	0	0	0	0	0	0
2. Alaska.....	AK.....L	0	0	0	600	600	0
3. Arizona.....	AZ.....L	0	0	0	0	0	0
4. Arkansas.....	AR.....L	0	0	0	0	0	0
5. California.....	CA.....L	0	0	0	827	827	0
6. Colorado.....	CO.....L	0	0	0	0	0	0
7. Connecticut.....	CT.....L	0	0	0	0	0	0
8. Delaware.....	DE.....L	0	0	0	0	0	0
9. District of Columbia.....	DC.....L	0	0	0	0	0	0
10. Florida.....	FL.....L	0	0	0	1,500	1,500	0
11. Georgia.....	GA.....L	0	0	0	0	0	0
12. Hawaii.....	HI.....L	0	0	0	0	0	0
13. Idaho.....	ID.....L	0	0	0	0	0	0
14. Illinois.....	IL.....L	0	0	0	0	0	0
15. Indiana.....	IN.....L	0	122,178	0	0	122,178	0
16. Iowa.....	IA.....L	0	0	0	0	0	0
17. Kansas.....	KS.....L	0	0	0	0	0	0
18. Kentucky.....	KY.....L	0	0	0	0	0	0
19. Louisiana.....	LA.....L	0	0	0	0	0	0
20. Maine.....	ME.....L	0	0	0	0	0	0
21. Maryland.....	MD.....L	0	0	0	3,000	3,000	0
22. Massachusetts.....	MA.....L	0	0	0	0	0	0
23. Michigan.....	MI.....L	0	24,190	0	0	24,190	0
24. Minnesota.....	MN.....L	0	0	0	0	0	0
25. Mississippi.....	MS.....L	0	0	0	0	0	0
26. Missouri.....	MO.....L	0	0	0	0	0	0
27. Montana.....	MT.....L	0	0	0	0	0	0
28. Nebraska.....	NE.....L	0	0	0	0	0	0
29. Nevada.....	NV.....L	0	0	0	1,200	1,200	0
30. New Hampshire.....	NH.....L	0	0	0	0	0	0
31. New Jersey.....	NJ.....L	0	0	0	0	0	0
32. New Mexico.....	NM.....L	0	0	0	0	0	0
33. New York.....	NY.....L	0	43,112	0	1,750	44,862	0
34. North Carolina.....	NC.....L	0	0	0	0	0	0
35. North Dakota.....	ND.....L	0	0	0	0	0	0
36. Ohio.....	OH.....L	0	112,186	0	0	112,186	0
37. Oklahoma.....	OK.....L	0	0	0	0	0	0
38. Oregon.....	OR.....L	0	0	0	0	0	0
39. Pennsylvania.....	PA.....L	0	167,562	0	0	167,562	0
40. Rhode Island.....	RI.....L	0	0	0	0	0	0
41. South Carolina.....	SC.....L	0	0	0	0	0	0
42. South Dakota.....	SD.....L	0	0	0	0	0	0
43. Tennessee.....	TN.....L	0	73,879	0	0	73,879	0
44. Texas.....	TX.....L	0	0	0	2,400	2,400	0
45. Utah.....	UT.....L	0	0	0	0	0	0
46. Vermont.....	VT.....L	0	0	0	0	0	0
47. Virginia.....	VA.....L	0	27,035	0	0	27,035	0
48. Washington.....	WA.....L	0	3,502	0	0	3,502	0
49. West Virginia.....	WV.....L	0	0	0	0	0	0
50. Wisconsin.....	WI.....L	0	0	0	600	600	0
51. Wyoming.....	WY.....L	0	0	0	0	0	0
52. American Samoa.....	AS.....N	0	0	0	0	0	0
53. Guam.....	GU.....N	0	0	0	0	0	0
54. Puerto Rico.....	PR.....N	0	0	0	0	0	0
55. US Virgin Islands.....	VI.....N	0	0	0	0	0	0
56. Northern Mariana Islands.....	MP.....N	0	0	0	0	0	0
57. Canada.....	CAN.....N	0	0	0	0	0	0
58. Aggregate Other Alien.....	OT.....XXX	0	0	0	0	0	0
59. Subtotal.....	(a).51	0	573,645	0	11,877	585,522	0
90. Reporting entity contributions for employee benefit plans.....	XXX	0	0	0	0	0	0
91. Dividends or refunds applied to purchase paid-up additions and annuities.....	XXX	0	0	0	0	0	0
92. Dividends or refunds applied to shorten endowment or premium paying period.....	XXX	0	0	0	0	0	0
93. Premium or annuity considerations waived under disability or other contract provisions.....	XXX	0	0	0	0	0	0
94. Aggregate other amounts not allocable by State.....	XXX	0	0	0	0	0	0
95. Totals (Direct Business).....	XXX	0	573,645	0	11,877	585,522	0
96. Plus Reinsurance Assumed.....	XXX	0	0	0	0	0	0
97. Totals (All Business).....	XXX	0	573,645	0	11,877	585,522	0
98. Less Reinsurance Ceded.....	XXX	0	530,533	0	8,927	539,460	0
99. Totals (All Business) less Reinsurance Ceded.....	XXX	0	43,112	0	2,950	46,062	0

DETAILS OF WRITE-INS

58001.....	XXX	0	0	0	0	0	0
58002.....	XXX	0	0	0	0	0	0
58003.....	XXX	0	0	0	0	0	0
58998. Summary of remaining write-ins for line 58 from overflow page.....	XXX	0	0	0	0	0	0
58999. Total (Lines 58001 thru 58003 plus 58998) (Line 58 above).....	XXX	0	0	0	0	0	0
9401.....	XXX	0	0	0	0	0	0
9402.....	XXX	0	0	0	0	0	0
9403.....	XXX	0	0	0	0	0	0
9498. Summary of remaining write-ins for line 94 from overflow page.....	XXX	0	0	0	0	0	0
9499. Total (Lines 9401 thru 9403 plus 9498) (Line 94 above).....	XXX	0	0	0	0	0	0

(L) - Licensed or Chartered - Licensed Insurance Carrier or Domiciled RRG; (R) - Registered - Non-domiciled RRGs; (Q) - Qualified - Qualified or Accredited Reinsurer;

(E) - Eligible - Reporting Entities eligible or approved to write Surplus Lines in the state; (N) - None of the above - Not allowed to write business in the state.

(a) Insert the number of L responses except for Canada and Other Alien.

**SCHEDULE Y – INFORMATION CONCERNING ACTIVITIES OF INSURER MEMBERS OF A HOLDING COMPANY GROUP
PART 1 - ORGANIZATIONAL CHART**

NORTH AMERICAN PROPERTY/CASUALTY OPERATIONS

---- *Hartford Fire Insurance Company 06-0383750/NAIC #19682/CT
(100% of common stock owned by The Hartford Financial Services Group, Inc. 13-3317783/DE)

----- *Hartford Underwriters Insurance Company 06-1222527 /NAIC #30104/CT

----- *Twin City Fire Insurance Company 06-0732738/NAIC #29459/IN

----- *Hartford Insurance Company of Illinois 06-1010609/NAIC #38288/IL

----- *Hartford Lloyd's Insurance Company 06-1007031/NAIC #38253/TX

----- *Hartford Accident and Indemnity Company 06-0383030/NAIC #22357/CT

----- *Hartford Casualty Insurance Company 06-0294398/NAIC #29424/IN

----- HRA Brokerage Services, Inc. 06-1126749/CT

----- Northern Homelands Company 32-0027433/MN

----- *Maxum Indemnity Company 51-0097283/CT

----- *Maxum Casualty Insurance Company 58-2281249/CT

----- Maxum Specialty Services Corporation 47-4283366/GA

----- Access CoverageCorp, Inc. 56-2160819/NC

----- Access CoverageCorp Technologies, Inc. 56-2160810/NC

----- Hartford Underwriters General Agency, Inc. 27-0505408/TX

----- Hartford of Texas General Agency, Inc. 27-0505557/TX

----- Hartford Casualty General Agency, Inc. 01-0769604 /TX

----- Hartford Fire General Agency, Inc. 01-0769609/TX

----- Nutmeg Insurance Agency, Inc. 06-1316175 /CT

----- 1st AgChoice, Inc. 46-0362741/SD

----- Hartford Lloyd's Corporation 06-1360317/TX

----- Business Management Group, Inc. 06-1095267/CT

----- Hartford Integrated Technologies, Inc. 06-1138375/CT

---- *Nutmeg Insurance Company 06-1032405/NAIC #39608/CT
(100% of common stock owned by Hartford Holdings, Inc. 22-3866674/DE)

----- Hartford Management, Ltd./Bermuda

----- *Hartford Insurance Ltd./Bermuda

----- Hart Re Group, LLC 06-1032405/CT

----- *Fencourt Reinsurance Company, Ltd. 06-1323788/Bermuda

----- HLA LLC 20-5550106/CT

----- Hartford Residual Market, LLC 74-3112496/CT

----- Trumbull Flood Management, LLC 88-0517612/CT

---- *Hartford Insurance Company of the Midwest 06-1008026/NAIC #37478/IN
(100% of common stock owned by The Hartford Financial Services Group, Inc. 13-3317783/DE)

---- *Hartford Insurance Company of the Southeast 06-1013048/NAIC #38261/CT
(100% of common stock owned by The Hartford Financial Services Group, Inc. 13-3317783/DE)

---- *Trumbull Insurance Company 06-1184984/NAIC #27120/CT
(100% of common stock owned by The Hartford Financial Services Group, Inc. 13-3317783/DE)

----- Hartford Specialty Insurance Services of Texas, LLC 06-1595087 /TX

----- Horizon Management Group, LLC 06-1526449/DE

---- *Property and Casualty Insurance Company of Hartford 06-1276326/NAIC #34690/IN
(100% of common stock owned by The Hartford Financial Services Group, Inc. 13-3317783/DE)

---- *Pacific Insurance Company, Limited 06-1401918/NAIC #10046/CT
(100% of common stock owned by The Hartford Financial Services Group, Inc. 13-3317783/DE)

---- *Sentinel Insurance Company, Ltd. 06-1552103/NAIC #11000/CT
(100% of common stock owned by The Hartford Financial Services Group, Inc. 13-3317783/DE)

LIFE OPERATIONS

---- Hartford Holdings, Inc. 22-3866674/DE
(100% of common stock owned by The Hartford Financial Services Group, Inc. 13-3317783/DE)

----- Hartford Life, Inc. 06-1470915/DE

----- Hartford Funds Management Group, Inc. 46-1470670/DE

----- Hartford Administrative Services Company 41-0679409/MN

----- Hartford Funds Distributors, LLC 06-1629808/DE

----- Hartford Funds Management Company, LLC 45-4276111/DE

----- HL Investment Advisors, LLC 06-1534085/CT

----- Lattice Strategies, LLC 32-0501795/DE

----- *Hartford Life and Accident Insurance Company 06-0838648/NAIC #70815/CT

----- Fountain Investors III, LLC 46-5143460/DE

----- Fountain Investors IV, LLC 46-5156519/DE

----- FPR, LLC 47-5374653/DE

----- Hartford Life Private Placement, LLC 01-0573691/DE

----- Hartford Group Benefits Holding Company 81-1978964/DE

----- *Hartford Life, Ltd. 27-0008332/Bermuda

----- *Hartford Life Insurance Company 06-0974148/NAIC #88072/CT

----- Lanidex R, LLC 47-4913154/DE

----- Fountain Investors I, LLC 46-5138222/DE

----- Fountain Investors II, LLC 46-5143441/DE

----- Hartford Life International Holding Company 46-3295405/DE

----- *American Maturity Life Insurance Company 06-1422508 /NAIC #81213/CT

----- *Hartford International Life Reassurance Corporation 06-1207332/NAIC #93505/CT

----- The Hartford International Asset Management Company/Ireland

----- *Hartford Life and Annuity Insurance Company 39-1052598/NAIC #71153/CT

----- Hartford Financial Services, LLC 52-2137766/DE

----- Hartford-Comprehensive Employee Benefit Service Company 06-1120503/CT

----- HIMCO Distribution Services Company 06-0896599/CT

----- Hartford Securities Distribution Company, Inc. 06-1408044/CT

OTHER OPERATIONS OWNED BY THE HARTFORD FINANCIAL SERVICES GROUP, INC.

---- Hartford Investment Management Company 06-1472135/DE

---- Hartford Strategic Investments, LLC 20-5814558/DE

---- Heritage Holdings, Inc. 06-1442285/CT

----- *First State Insurance Company 04-2198460 /NAIC #21822/CT

----- *New England Insurance Company 04-2177185 /NAIC #21830/CT

----- *New England Reinsurance Corporation 06-1053492 /NAIC #41629/CT

----- *Heritage Reinsurance Company, Ltd. 98-0188675/Bermuda

---- *New Ocean Insurance Company, Ltd. 98-0188674/Bermuda

---- FTC Resolution Company, LLC 45-3071946/DE

---- MPC Resolution Company, LLC/DE

Q12

*denotes an insurance company

SCHEDULE Y

PART 1A - DETAIL OF INSURANCE HOLDING COMPANY SYSTEM

1	2	3	4	5	6	7	8	9	10	11	12	13	14	15	16
Group Code	Group Name	NAIC Company Code	ID Number	Federal RSSD	CIK	Name of Securities Exchange if Publicly Traded (U.S. or International)	Names of Parent, Subsidiaries or Affiliates	Domiciliary Location	Relationship to Reporting Entity	Directly Controlled by (Name of Entity/Person)	Type of Control (Ownership Board, Management, Attorney-in-Fact, Influence, Other)	If Control is Ownership Provide Percentage	Ultimate Controlling Entity(ies)/Person(s)	Is an SCA Filing Required? (Y/N)	*
Members															
0091	The Hartford Fin Svcs Grp Inc.....	00000...	13-3317783..		874766	NYSE.....	The Hartford Financial Services Group, Inc.....	DE.....	UIP.....		Ownership.....	100.000	The Hartford Fin Svcs Grp Inc.....	N.....	0.....
0091	The Hartford Fin Svcs Grp Inc.....	19682...	06-0383750..				Hartford Fire Insurance Company.....	CT.....	IA.....	The Hartford Financial Services Group, Inc....	Ownership.....	100.000	The Hartford Fin Svcs Grp Inc.....	N.....	0.....
0091	The Hartford Fin Svcs Grp Inc.....	30104...	06-1222527..				Hartford Underwriters Insurance Company.....	CT.....	IA.....	Hartford Fire Insurance Company.....	Ownership.....	100.000	The Hartford Fin Svcs Grp Inc.....	N.....	0.....
0091	The Hartford Fin Svcs Grp Inc.....	29459...	06-0732738..				Twin City Fire Insurance Company.....	IN.....	IA.....	Hartford Fire Insurance Company.....	Ownership.....	100.000	The Hartford Fin Svcs Grp Inc.....	N.....	0.....
0091	The Hartford Fin Svcs Grp Inc.....	38288...	06-1010609..				Hartford Insurance Company of Illinois.....	IL.....	IA.....	Hartford Fire Insurance Company.....	Ownership.....	100.000	The Hartford Fin Svcs Grp Inc.....	N.....	0.....
0091	The Hartford Fin Svcs Grp Inc.....	38253...	06-1007031..				Hartford Lloyd's Insurance Company.....	TX.....	IA.....	Hartford Fire Insurance Company.....	Ownership.....	100.000	The Hartford Fin Svcs Grp Inc.....	N.....	0.....
0091	The Hartford Fin Svcs Grp Inc.....	22357...	06-0383030..				Hartford Accident and Indemnity Company.....	CT.....	IA.....	Hartford Fire Insurance Company.....	Ownership.....	100.000	The Hartford Fin Svcs Grp Inc.....	N.....	0.....
0091	The Hartford Fin Svcs Grp Inc.....	29424...	06-0294398..				Hartford Casualty Insurance Company.....	IN.....	IA.....	Hartford Accident and Indemnity Company....	Ownership.....	100.000	The Hartford Fin Svcs Grp Inc.....	N.....	0.....
0091	The Hartford Fin Svcs Grp Inc.....	00000...	06-1126749..				HRA Brokerage Services, Inc.....	CT.....	NIA.....	Hartford Fire Insurance Company.....	Ownership.....	100.000	The Hartford Fin Svcs Grp Inc.....	Y.....	0.....
0091	The Hartford Fin Svcs Grp Inc.....	00000...	32-0027433..				Northern Homelands Company.....	MN.....	NIA.....	Hartford Fire Insurance Company.....	Ownership.....	100.000	The Hartford Fin Svcs Grp Inc.....	Y.....	0.....
0091	The Hartford Fin Svcs Grp Inc.....	26743...	51-0097283..				Maxum Indemnity Company.....	CT.....	IA.....	Northern Homelands Company.....	Ownership.....	100.000	The Hartford Fin Svcs Grp Inc.....	N.....	0.....
0091	The Hartford Fin Svcs Grp Inc.....	10784...	58-2281249..				Maxum Casualty Insurance Company.....	CT.....	IA.....	Maxum Indemnity Company.....	Ownership.....	100.000	The Hartford Fin Svcs Grp Inc.....	N.....	0.....
0091	The Hartford Fin Svcs Grp Inc.....	00000...	47-4283366..				Maxum Specialty Services Company.....	GA.....	NIA.....	Maxum Indemnity Company.....	Ownership.....	100.000	The Hartford Fin Svcs Grp Inc.....	Y.....	0.....
0091	The Hartford Fin Svcs Grp Inc.....	00000...	56-2160819..				Access CoverageCorp, Inc.....	NC.....	NIA.....	Hartford Fire Insurance Company.....	Ownership.....	100.000	The Hartford Fin Svcs Grp Inc.....	Y.....	0.....
0091	The Hartford Fin Svcs Grp Inc.....	00000...	56-2160810..				Access CoverageCorp Technologies, Inc.....	NC.....	NIA.....	Access CoverageCorp., Inc.....	Ownership.....	100.000	The Hartford Fin Svcs Grp Inc.....	N.....	0.....
0091	The Hartford Fin Svcs Grp Inc.....	00000...	27-0505408..				Hartford Underwriters General Agency, Inc.....	TX.....	NIA.....	Hartford Fire Insurance Company.....	Ownership.....	100.000	The Hartford Fin Svcs Grp Inc.....	Y.....	0.....
0091	The Hartford Fin Svcs Grp Inc.....	00000...	27-0505557..				Hartford of Texas General Agency, Inc.....	TX.....	NIA.....	Hartford Fire Insurance Company.....	Ownership.....	100.000	The Hartford Fin Svcs Grp Inc.....	Y.....	0.....
0091	The Hartford Fin Svcs Grp Inc.....	00000...	01-0769604..				Hartford Casualty General Agency, Inc.....	TX.....	NIA.....	Hartford Fire Insurance Company.....	Ownership.....	100.000	The Hartford Fin Svcs Grp Inc.....	Y.....	0.....
0091	The Hartford Fin Svcs Grp Inc.....	00000...	01-0769609..				Hartford Fire General Agency, Inc.....	TX.....	NIA.....	Hartford Fire Insurance Company.....	Ownership.....	100.000	The Hartford Fin Svcs Grp Inc.....	Y.....	0.....
0091	The Hartford Fin Svcs Grp Inc.....	00000...	06-1316175..				Nutmeg Insurance Agency, Inc.....	CT.....	NIA.....	Hartford Fire Insurance Company.....	Ownership.....	100.000	The Hartford Fin Svcs Grp Inc.....	Y.....	0.....
0091	The Hartford Fin Svcs Grp Inc.....	00000...	46-0362741..				1st Agchoice, Inc.....	SD.....	NIA.....	Hartford Fire Insurance Company.....	Ownership.....	100.000	The Hartford Fin Svcs Grp Inc.....	Y.....	0.....
0091	The Hartford Fin Svcs Grp Inc.....	00000...	06-1360317..				Hartford Lloyd's Corporation.....	TX.....	NIA.....	Hartford Fire Insurance Company.....	Ownership.....	100.000	The Hartford Fin Svcs Grp Inc.....	Y.....	0.....
0091	The Hartford Fin Svcs Grp Inc.....	00000...	06-1095267..				Business Management Group, Inc.....	CT.....	NIA.....	Hartford Fire Insurance Company.....	Ownership.....	100.000	The Hartford Fin Svcs Grp Inc.....	Y.....	0.....
0091	The Hartford Fin Svcs Grp Inc.....	00000...	06-1138375..				Hartford Integrated Technologies, Inc.....	CT.....	NIA.....	Hartford Fire Insurance Company.....	Ownership.....	100.000	The Hartford Fin Svcs Grp Inc.....	Y.....	0.....
0091	The Hartford Fin Svcs Grp Inc.....	39608...	06-1032405..				Nutmeg Insurance Company.....	CT.....	IA.....	Hartford Holdings, Inc.....	Ownership.....	100.000	The Hartford Fin Svcs Grp Inc.....	N.....	0.....
0091	The Hartford Fin Svcs Grp Inc.....	00000...					Hartford Management, Ltd.....	BMU.....	NIA.....	Nutmeg Insurance Company.....	Ownership.....	100.000	The Hartford Fin Svcs Grp Inc.....	Y.....	0.....
0091	The Hartford Fin Svcs Grp Inc.....	00000...					Hartford Insurance Ltd.....	BMU.....	IA.....	Hartford Management, Ltd.....	Ownership.....	100.000	The Hartford Fin Svcs Grp Inc.....	N.....	0.....
0091	The Hartford Fin Svcs Grp Inc.....	00000...	06-1032405..				Hart Re Group, LLC.....	CT.....	NIA.....	Nutmeg Insurance Company.....	Ownership.....	100.000	The Hartford Fin Svcs Grp Inc.....	N.....	0.....
0091	The Hartford Fin Svcs Grp Inc.....	00000...	06-1323788..				Fencourt Reinsurance Company, Ltd.....	BMU.....	IA.....	Hart Re Group, LLC.....	Ownership.....	100.000	The Hartford Fin Svcs Grp Inc.....	N.....	0.....
0091	The Hartford Fin Svcs Grp Inc.....	00000...	20-5550106..				HLA LLC.....	CT.....	NIA.....	Nutmeg Insurance Company.....	Ownership.....	100.000	The Hartford Fin Svcs Grp Inc.....	N.....	0.....
0091	The Hartford Fin Svcs Grp Inc.....	00000...	74-3112496..				Hartford Residual Market, LLC.....	CT.....	NIA.....	Nutmeg Insurance Company.....	Ownership.....	100.000	The Hartford Fin Svcs Grp Inc.....	N.....	0.....
0091	The Hartford Fin Svcs Grp Inc.....	00000...	88-0517612..				Trumbull Flood Management, LLC.....	CT.....	NIA.....	Nutmeg Insurance Company.....	Ownership.....	100.000	The Hartford Fin Svcs Grp Inc.....	N.....	0.....
0091	The Hartford Fin Svcs Grp Inc.....	37478...	06-1008026..				Hartford Insurance Company of the Midwest.....	IN.....	IA.....	The Hartford Financial Services Group, Inc....	Ownership.....	100.000	The Hartford Fin Svcs Grp Inc.....	N.....	0.....
0091	The Hartford Fin Svcs Grp Inc.....	38261...	06-1013048..				Hartford Insurance Company of the Southeast.....	CT.....	IA.....	The Hartford Financial Services Group, Inc....	Ownership.....	100.000	The Hartford Fin Svcs Grp Inc.....	N.....	0.....
0091	The Hartford Fin Svcs Grp Inc.....	27120...	06-1184984..				Trumbull Insurance Company.....	CT.....	IA.....	The Hartford Financial Services Group, Inc....	Ownership.....	100.000	The Hartford Fin Svcs Grp Inc.....	N.....	0.....
0091	The Hartford Fin Svcs Grp Inc.....	00000...	06-1595087..				Hartford Specialty Insurance Services of Texas, LLC.....	TX.....	NIA.....	Trumbull Insurance Company.....	Ownership.....	100.000	The Hartford Fin Svcs Grp Inc.....	N.....	0.....

013

SCHEDULE Y

PART 1A - DETAIL OF INSURANCE HOLDING COMPANY SYSTEM

1	2	3	4	5	6	7	8	9	10	11	12	13	14	15	16
Group Code	Group Name	NAIC Company Code	ID Number	Federal RSSD	CIK	Name of Securities Exchange if Publicly Traded (U.S. or International)	Names of Parent, Subsidiaries or Affiliates	Domiciliary Location	Relationship to Reporting Entity	Directly Controlled by (Name of Entity/Person)	Type of Control (Ownership Board, Management, Attorney-in-Fact, Influence, Other)	If Control is Ownership Provide Percentage	Ultimate Controlling Entity(ies)/Person(s)	Is an SCA Filing Required? (Y/N)	*
0091	The Hartford Fin Svcs Grp Inc.....	00000...	06-1526449..				Horizon Management Group, LLC.....	DE.....	NIA.....	Trumbull Insurance Company.....	Ownership.....	...100.000	The Hartford Fin Svcs Grp Inc.....	...N.....	0.....
0091	The Hartford Fin Svcs Grp Inc.....	34690...	06-1276326..				Property and Casualty Insurance Company of Hartford.....	IN.....	IA.....	The Hartford Financial Services Group, Inc....	Ownership.....	...100.000	The Hartford Fin Svcs Grp Inc.....	...N.....	0.....
0091	The Hartford Fin Svcs Grp Inc.....	10046...	06-1401918..				Pacific Insurance Company, Limited.....	CT.....	IA.....	The Hartford Financial Services Group, Inc....	Ownership.....	...100.000	The Hartford Fin Svcs Grp Inc.....	...N.....	0.....
0091	The Hartford Fin Svcs Grp Inc.....	11000...	06-1552103..				Sentinel Insurance Company, Ltd.....	CT.....	IA.....	The Hartford Financial Services Group, Inc....	Ownership.....	...100.000	The Hartford Fin Svcs Grp Inc.....	...N.....	0.....
0091	The Hartford Fin Svcs Grp Inc.....	00000...					MPC Resolution Company, LLC.....	DE.....	NIA.....	The Hartford Financial Services Group, Inc....	Ownership.....	...100.000	The Hartford Fin Svcs Grp Inc.....	...N.....	0.....
0091	The Hartford Fin Svcs Grp Inc.....	00000...	22-3866674..				Hartford Holdings, Inc.....	DE.....	UIP.....	The Hartford Financial Services Group, Inc....	Ownership.....	...100.000	The Hartford Fin Svcs Grp Inc.....	...N.....	0.....
0091	The Hartford Fin Svcs Grp Inc.....	00000...	06-1470915..		1032204		Hartford Life, Inc.....	DE.....	UIP.....	Hartford Holdings, Inc.....	Ownership.....	...100.000	The Hartford Fin Svcs Grp Inc.....	...N.....	0.....
0091	The Hartford Fin Svcs Grp Inc.....	00000...	46-1470670..				Hartford Funds Management Group, Inc.....	DE.....	NIA.....	Hartford Life, Inc.....	Ownership.....	...100.000	The Hartford Fin Svcs Grp Inc.....	...N.....	0.....
0091	The Hartford Fin Svcs Grp Inc.....	00000...	41-0679409..		1411902		Hartford Administrative Services Company.....	MN.....	NIA.....	Hartford Funds Management Group, Inc.....	Ownership.....	...100.000	The Hartford Fin Svcs Grp Inc.....	...N.....	0.....
0091	The Hartford Fin Svcs Grp Inc.....	00000...	06-1629808..		1165489		Hartford Funds Distributors, LLC.....	DE.....	NIA.....	Hartford Funds Management Group, Inc.....	Ownership.....	...100.000	The Hartford Fin Svcs Grp Inc.....	...N.....	0.....
0091	The Hartford Fin Svcs Grp Inc.....	00000...	45-4276111..				Hartford Funds Management Company, LLC.....	DE.....	NIA.....	Hartford Funds Management Group, Inc.....	Ownership.....	...100.000	The Hartford Fin Svcs Grp Inc.....	...N.....	0.....
0091	The Hartford Fin Svcs Grp Inc.....	00000...	06-1534085..		1102793		HL Investment Advisors, LLC.....	CT.....	NIA.....	Hartford Funds Management Company, LLC..	Ownership.....	...100.000	The Hartford Fin Svcs Grp Inc.....	...N.....	0.....
0091	The Hartford Fin Svcs Grp Inc.....	00000...	32-0501795..				Lattice Strategies, LLC.....	DE.....	NIA.....	Hartford Funds Management Company, LLC..	Ownership.....	...100.000	The Hartford Fin Svcs Grp Inc.....	...N.....	0.....
0091	The Hartford Fin Svcs Grp Inc.....	70815...	06-0838648..				Hartford Life and Accident Insurance Company.....	CT.....	IA.....	Hartford Life, Inc.....	Ownership.....	...100.000	The Hartford Fin Svcs Grp Inc.....	...N.....	0.....
0091	The Hartford Fin Svcs Grp Inc.....	00000...	47-5374653..				FP R, LLC.....	DE.....	NIA.....	Hartford Life and Accident Insurance Company	Ownership.....	...100.000	The Hartford Fin Svcs Grp Inc.....	...N.....	0.....
0091	The Hartford Fin Svcs Grp Inc.....	00000...	46-5143460..				Fountain Investors III, LLC.....	DE.....	NIA.....	Hartford Life and Accident Insurance Company	Ownership.....	...100.000	The Hartford Fin Svcs Grp Inc.....	...N.....	0.....
0091	The Hartford Fin Svcs Grp Inc.....	00000...	46-5156519..				Fountain Investors IV, LLC.....	DE.....	NIA.....	Hartford Life and Accident Insurance Company	Ownership.....	...100.000	The Hartford Fin Svcs Grp Inc.....	...N.....	0.....
0091	The Hartford Fin Svcs Grp Inc.....	00000...	01-0573691..				Hartford Life Private Placement, LLC.....	DE.....	NIA.....	Hartford Life and Accident Insurance Company	Ownership.....	...100.000	The Hartford Fin Svcs Grp Inc.....	...N.....	0.....
0091	The Hartford Fin Svcs Grp Inc.....	00000...	81-1978964..				Hartford Group Benefits Holding Company.....	DE.....	NIA.....	Hartford Life and Accident Insurance Company	Ownership.....	...100.000	The Hartford Fin Svcs Grp Inc.....	...Y.....	0.....
0091	The Hartford Fin Svcs Grp Inc.....	00000...	27-0008332..				Hartford Life, Ltd.....	BMU.....	IA.....	Hartford Group Benefits Holding Company.....	Ownership.....	...100.000	The Hartford Fin Svcs Grp Inc.....	...N.....	0.....
0091	The Hartford Fin Svcs Grp Inc.....	88072...	06-0974148..		45947		Hartford Life Insurance Company.....	CT.....	UIP.....	Hartford Life, Inc.....	Ownership.....	...100.000	The Hartford Fin Svcs Grp Inc.....	...N.....	0.....
0091	The Hartford Fin Svcs Grp Inc.....	00000...	47-4913154..				Lanidex R, LLC.....	DE.....	NIA.....	Hartford Life Insurance Company.....	Ownership.....	...100.000	The Hartford Fin Svcs Grp Inc.....	...N.....	0.....
0091	The Hartford Fin Svcs Grp Inc.....	00000...	46-5138222..				Fountain Investors I, LLC.....	DE.....	NIA.....	Hartford Life Insurance Company.....	Ownership.....	...100.000	The Hartford Fin Svcs Grp Inc.....	...N.....	0.....
0091	The Hartford Fin Svcs Grp Inc.....	00000...	46-5143441..				Fountain Investors II, LLC.....	DE.....	NIA.....	Hartford Life Insurance Company.....	Ownership.....	...100.000	The Hartford Fin Svcs Grp Inc.....	...N.....	0.....
0091	The Hartford Fin Svcs Grp Inc.....	00000...	46-3295405..				Hartford Life International Holding Company.....	DE.....	UDP.....	Hartford Life Insurance Company.....	Ownership.....	...100.000	The Hartford Fin Svcs Grp Inc.....	...Y.....	0.....
0091	The Hartford Fin Svcs Grp Inc.....	81213...	06-1422508..				American Maturity Life Insurance Company.....	CT.....	RE.....	Hartford Life International Holding Company...	Ownership.....	...100.000	The Hartford Fin Svcs Grp Inc.....	...N.....	0.....
0091	The Hartford Fin Svcs Grp Inc.....	93505...	06-1207332..				Hartford International Life Reassurance Corporation.....	CT.....	IA.....	Hartford Life International Holding Company...	Ownership.....	...100.000	The Hartford Fin Svcs Grp Inc.....	...N.....	0.....
0091	The Hartford Fin Svcs Grp Inc.....	00000...					The Hartford International Asset Management Company Limited	IRL.....	NIA.....	Hartford Life International Holding Company...	Ownership.....	...100.000	The Hartford Fin Svcs Grp Inc.....	...N.....	0.....
0091	The Hartford Fin Svcs Grp Inc.....	71153...	39-1052598..				Hartford Life and Annuity Insurance Company.....	CT.....	IA.....	Hartford Life International Holding Company...	Ownership.....	...100.000	The Hartford Fin Svcs Grp Inc.....	...N.....	0.....
0091	The Hartford Fin Svcs Grp Inc.....	00000...	52-2137766..				Hartford Financial Services, LLC.....	DE.....	NIA.....	Hartford Life and Annuity Insurance Company	Ownership.....	...100.000	The Hartford Fin Svcs Grp Inc.....	...N.....	0.....

Q13.1

SCHEDULE Y

PART 1A - DETAIL OF INSURANCE HOLDING COMPANY SYSTEM

1	2	3	4	5	6	7	8	9	10	11	12	13	14	15	16
Group Code	Group Name	NAIC Company Code	ID Number	Federal RSSD	CIK	Name of Securities Exchange if Publicly Traded (U.S. or International)	Names of Parent, Subsidiaries or Affiliates	Domiciliary Location	Relationship to Reporting Entity	Directly Controlled by (Name of Entity/Person)	Type of Control (Ownership Board, Management, Attorney-in-Fact, Influence, Other)	If Control is Ownership Provide Percentage	Ultimate Controlling Entity(ies)/Person(s)	Is an SCA Filing Required? (Y/N)	*
0091	The Hartford Fin Svcs Grp Inc.....	00000...	06-1120503..	Hartford-Comprehensive Employee Benefit Service Company.	CT.....	NIA.....	Hartford Financial Services, LLC.....	Ownership.....100.000	The Hartford Fin Svcs Grp Inc.....N.....	0.....
0091	The Hartford Fin Svcs Grp Inc.....	00000...	06-0896599..45937	HIMCO Distribution Services Company.....	CT.....	NIA.....	Hartford Financial Services, LLC.....	Ownership.....100.000	The Hartford Fin Svcs Grp Inc.....N.....	0.....
0091	The Hartford Fin Svcs Grp Inc.....	00000...	06-1408044..940622	Hartford Securities Distribution Company, Inc.....	CT.....	NIA.....	Hartford Financial Services, LLC.....	Ownership.....100.000	The Hartford Fin Svcs Grp Inc.....N.....	0.....
0091	The Hartford Fin Svcs Grp Inc.....	00000...	06-1472135..922439	Hartford Investment Management Company.....	DE.....	NIA.....	The Hartford Financial Services Group, Inc....	Ownership.....100.000	The Hartford Fin Svcs Grp Inc.....N.....	0.....
0091	The Hartford Fin Svcs Grp Inc.....	00000...	20-5814558..	Hartford Strategic Investments, LLC.....	DE.....	NIA.....	The Hartford Financial Services Group, Inc....	Ownership.....100.000	The Hartford Fin Svcs Grp Inc.....N.....	0.....
0091	The Hartford Fin Svcs Grp Inc.....	00000...	06-1442285..	Heritage Holdings, Inc.....	CT.....	NIA.....	The Hartford Financial Services Group, Inc....	Ownership.....100.000	The Hartford Fin Svcs Grp Inc.....N.....	0.....
0091	The Hartford Fin Svcs Grp Inc.....	21822...	04-2198460..	First State Insurance Company.....	CT.....	IA.....	Heritage Holdings, Inc.....	Ownership.....100.000	The Hartford Fin Svcs Grp Inc.....N.....	0.....
0091	The Hartford Fin Svcs Grp Inc.....	21830...	04-2177185..	New England Insurance Company.....	CT.....	IA.....	First State Insurance Company.....	Ownership.....100.000	The Hartford Fin Svcs Grp Inc.....N.....	0.....
0091	The Hartford Fin Svcs Grp Inc.....	41629...	06-1053492..	New England Reinsurance Corporation.....	CT.....	IA.....	First State Insurance Company.....	Ownership.....100.000	The Hartford Fin Svcs Grp Inc.....N.....	0.....
0091	The Hartford Fin Svcs Grp Inc.....	00000...	98-0188675..	Heritage Reinsurance Company, Ltd.....	BMU.....	IA.....	Heritage Holdings, Inc.....	Ownership.....100.000	The Hartford Fin Svcs Grp Inc.....N.....	0.....
0091	The Hartford Fin Svcs Grp Inc.....	00000...	98-0188674..	New Ocean Insurance Company, Ltd.....	BMU.....	IA.....	The Hartford Financial Services Group, Inc....	Ownership.....100.000	The Hartford Fin Svcs Grp Inc.....N.....	0.....
0091	The Hartford Fin Svcs Grp Inc.....	00000...	45-3071946..	FTC Resolution Company, LLC.....	DE.....	NIA.....	The Hartford Financial Services Group, Inc....	Ownership.....100.000	The Hartford Fin Svcs Grp Inc.....N.....	0.....

Q13.2

SUPPLEMENTAL EXHIBITS AND SCHEDULES INTERROGATORIES

The following supplemental reports are required to be filed as part of your statement filing. However, in the event that your company does not transact the type of business for which the special report must be filed, your response of NO to the specific interrogatory will be accepted in lieu of filing a "NONE" report and a bar code will be printed below. If the supplement is required of your company but is not being filed for whatever reason, enter SEE EXPLANATION and provide an explanation following the interrogatory questions.

	Response
1. Will the Trusteed Surplus Statement be filed with the state of domicile and the NAIC with this statement?	NO
2. Will the Medicare Part D Coverage Supplement be filed with the state of domicile and the NAIC with this statement?	NO
3. Will the Reasonableness of Assumptions Certification required by Actuarial Guideline XXXV be filed with the state of domicile and electronically with the NAIC?	NO
4. Will the Reasonableness and Consistency of Assumptions Certification required by Actuarial Guideline XXXV be filed with the state of domicile and electronically with the NAIC?	NO
5. Will the Reasonableness of Assumptions Certification for Implied Guaranteed Rate Method required by Actuarial Guideline XXXVI be filed with the state of domicile and electronically with the NAIC?	NO
6. Will the Reasonableness and Consistency of Assumptions Certification required by Actuarial Guideline XXXVI (Updated Average Market Value) be filed with the state of domicile and electronically with the NAIC?	NO
7. Will the Reasonableness and Consistency of Assumptions Certification required by Actuarial Guideline XXXVI (Updated Market Value) be filed with the state of domicile and electronically with the NAIC?	NO

Explanations:

1. The data for this supplement is not required to be filed.
2. The data for this supplement is not required to be filed.
3. The data for this supplement is not required to be filed.
4. The data for this supplement is not required to be filed.
5. The data for this supplement is not required to be filed.
6. The data for this supplement is not required to be filed.
7. The data for this supplement is not required to be filed.

Bar Code:



NONE

Statement as of June 30, 2017 of the **AMERICAN MATURITY LIFE INSURANCE COMPANY**
SCHEDULE A - VERIFICATION

Real Estate

	1 Year to Date	2 Prior Year Ended December 31
1. Book/adjusted carrying value, December 31 of prior year.....	0	0
2. Cost of acquired:		
2.1 Actual cost at time of acquisition.....	0	0
2.2 Additional investment made after acquisition.....	0	0
3. Current year change in encumbrances.....	0	0
4. Total gain (loss) on disposals.....	0	0
5. Deduct amounts received on disposals.....	0	0
6. Total foreign exchange change in book/adjusted carrying value.....	0	0
7. Deduct current year's other-than-temporary impairment recognized.....	0	0
8. Deduct current year's depreciation.....	0	0
9. Book/adjusted carrying value at end of current period (Lines 1+2+3+4-5+6-7-8).....	0	0
10. Deduct total nonadmitted amounts.....	0	0
11. Statement value at end of current period (Line 9 minus Line 10).....	0	0

SCHEDULE B - VERIFICATION

Mortgage Loans

	1 Year to Date	2 Prior Year Ended December 31
1. Book value/recorded investment excluding accrued interest, December 31 of prior year.....	0	0
2. Cost of acquired:		
2.1 Actual cost at time of acquisition.....	0	0
2.2 Additional investment made after acquisition.....	0	0
3. Capitalized deferred interest and other.....	0	0
4. Accrual of discount.....	0	0
5. Unrealized valuation increase (decrease).....	0	0
6. Total gain (loss) on disposals.....	0	0
7. Deduct amounts received on disposals.....	0	0
8. Deduct amortization of premium and mortgage interest points and commitment fees.....	0	0
9. Total foreign exchange change in book value/recorded investment excluding accrued interest.....	0	0
10. Deduct current year's other-than-temporary impairment recognized.....	0	0
11. Book value/recorded investment excluding accrued interest at end of current period (Lines 1+2+3+4+5+6-7-8+9-10).....	0	0
12. Total valuation allowance.....	0	0
13. Subtotal (Line 11 plus Line 12).....	0	0
14. Deduct total nonadmitted amounts.....	0	0
15. Statement value at end of current period (Line 13 minus Line 14).....	0	0

SCHEDULE BA - VERIFICATION

Other Long-Term Invested Assets

	1 Year to Date	2 Prior Year Ended December 31
1. Book/adjusted carrying value, December 31 of prior year.....	0	0
2. Cost of acquired:		
2.1 Actual cost at time of acquisition.....	0	0
2.2 Additional investment made after acquisition.....	0	0
3. Capitalized deferred interest and other.....	0	0
4. Accrual of discount.....	0	0
5. Unrealized valuation increase (decrease).....	0	0
6. Total gain (loss) on disposals.....	0	0
7. Deduct amounts received on disposals.....	0	0
8. Deduct amortization of premium and depreciation.....	0	0
9. Total foreign exchange change in book/adjusted carrying value.....	0	0
10. Deduct current year's other-than-temporary impairment recognized.....	0	0
11. Book/adjusted carrying value at end of current period (Lines 1+2+3+4+5+6-7-8+9-10).....	0	0
12. Deduct total nonadmitted amounts.....	0	0
13. Statement value at end of current period (Line 11 minus Line 12).....	0	0

SCHEDULE D - VERIFICATION

Bonds and Stocks

	1 Year to Date	2 Prior Year Ended December 31
1. Book/adjusted carrying value of bonds and stocks, December 31 of prior year.....	38,552,919	46,179,842
2. Cost of bonds and stocks acquired.....	6,822,452	12,946,095
3. Accrual of discount.....	19,323	50,817
4. Unrealized valuation increase (decrease).....	0	0
5. Total gain (loss) on disposals.....	(9,815)	29,435
6. Deduct consideration for bonds and stocks disposed of.....	5,834,424	20,613,132
7. Deduct amortization of premium.....	15,542	40,138
8. Total foreign exchange change in book/adjusted carrying value.....	0	0
9. Deduct current year's other-than-temporary impairment recognized.....	0	0
10. Book/adjusted carrying value at end of current period (Lines 1+2+3+4+5-6-7+8-9).....	39,534,913	38,552,919
11. Deduct total nonadmitted amounts.....	0	0
12. Statement value at end of current period (Line 10 minus Line 11).....	39,534,913	38,552,919

SCHEDULE D - PART 1B

Showing the Acquisitions, Dispositions and Non-Trading Activity
During the Current Quarter for all Bonds and Preferred Stock by NAIC Designation

NAIC Designation	1 Book/Adjusted Carrying Value Beginning of Current Quarter	2 Acquisitions During Current Quarter	3 Dispositions During Current Quarter	4 Non-Trading Activity During Current Quarter	5 Book/Adjusted Carrying Value End of First Quarter	6 Book/Adjusted Carrying Value End of Second Quarter	7 Book/Adjusted Carrying Value End of Third Quarter	8 Book/Adjusted Carrying Value December 31 Prior Year
BONDS								
1. NAIC 1 (a).....	48,780,275	3,924,121	3,863,876	11,233	48,780,275	48,851,754		41,514,011
2. NAIC 2 (a).....	0	0	0	0	0	0		0
3. NAIC 3 (a).....	0	0	0	0	0	0		0
4. NAIC 4 (a).....	0	0	0	0	0	0		0
5. NAIC 5 (a).....	0	0	0	0	0	0		0
6. NAIC 6 (a).....	0	0	0	0	0	0		0
7. Total Bonds.....	48,780,275	3,924,121	3,863,876	11,233	48,780,275	48,851,754	0	41,514,011
PREFERRED STOCK								
8. NAIC 1.....	0	0	0	0	0	0		0
9. NAIC 2.....	0	0	0	0	0	0		0
10. NAIC 3.....	0	0	0	0	0	0		0
11. NAIC 4.....	0	0	0	0	0	0		0
12. NAIC 5.....	0	0	0	0	0	0		0
13. NAIC 6.....	0	0	0	0	0	0		0
14. Total Preferred Stock.....	0	0	0	0	0	0	0	0
15. Total Bonds and Preferred Stock.....	48,780,275	3,924,121	3,863,876	11,233	48,780,275	48,851,754	0	41,514,011

QS102

(a) Book/Adjusted Carrying Value column for the end of the current reporting period includes the following amount of short-term and cash equivalent bonds by NAIC designation:
NAIC 1 \$.....9,316,840; NAIC 2 \$.....0; NAIC 3 \$.....0; NAIC 4 \$.....0; NAIC 5 \$.....0; NAIC 6 \$.....0.

SCHEDULE DA - PART 1

Short-Term Investments

	1 Book/Adjusted Carrying Value	2 Par Value	3 Actual Cost	4 Interest Collected Year To Date	5 Paid for Accrued Interest Year To Date
9199999.....	9,316,840	XXX	9,299,011	0	0

SCHEDULE DA - VERIFICATION

Short-Term Investments

	1 Year To Date	2 Prior Year Ended December 31
1. Book/adjusted carrying value, December 31 of prior year.....	2,961,092	2,457,379
2. Cost of short-term investments acquired.....	12,665,970	123,529
3. Accrual of discount.....	17,829	0
4. Unrealized valuation increase (decrease).....	0	0
5. Total gain (loss) on disposals.....	0	0
6. Deduct consideration received on disposals.....	6,328,051	(380,184)
7. Deduct amortization of premium.....	0	0
8. Total foreign exchange change in book/adjusted carrying value.....	0	0
9. Deduct current year's other-than-temporary impairment recognized.....	0	0
10. Book/adjusted carrying value at end of current period (Lines 1+2+3+4+5-6-7+8-9).....	9,316,840	2,961,092
11. Deduct total nonadmitted amounts.....	0	0
12. Statement value at end of current period (Line 10 minus Line 11).....	9,316,840	2,961,092

**Sch. DB - Pt. A - Verification
NONE**

**Sch. DB - Pt. B - Verification
NONE**

**Sch. DB - Pt. C - Sn. 1
NONE**

**Sch. DB - Pt. C - Sn. 2
NONE**

**Sch. DB - Verification
NONE**

**Sch. E - Verification
NONE**

**Sch. A - Pt. 2
NONE**

**Sch. A - Pt. 3
NONE**

**Sch. B - Pt. 2
NONE**

**Sch. B - Pt. 3
NONE**

**Sch. BA - Pt. 2
NONE**

**Sch. BA - Pt. 3
NONE**

SCHEDULE D - PART 3

Showing all Long-Term Bonds and Stocks ACQUIRED During Current Quarter

1	2	3	4	5	6	7	8	9	10
CUSIP Identification	Description	Foreign	Date Acquired	Name of Vendor	Number of Shares of Stock	Actual Cost	Par Value	Paid for Accrued Interest and Dividends	NAIC Designation or Market Indicator (a)
Bonds - U.S. Government									
912828 W8 9	TREASURY NOTE.....		04/25/2017.....	BANC OF AMERICA SECURITIES LLC.....		400,578	400,000	533	1
912828 X2 1	TREASURY NOTE.....		04/25/2017.....	BANC OF AMERICA SECURITIES LLC.....		3,492,727	3,490,000	1,573	1
0599999	Total - Bonds - U.S. Government.....					3,893,305	3,890,000	2,106	.XXX
8399997	Total - Bonds - Part 3.....					3,893,305	3,890,000	2,106	.XXX
8399999	Total - Bonds.....					3,893,305	3,890,000	2,106	.XXX
9999999	Total - Bonds, Preferred and Common Stocks.....					3,893,305	XXX	2,106	.XXX

(a) For all common stock bearing NAIC market indicator "U" provide the number of such issues:.....0.

QE04

SCHEDULE D - PART 4

Showing all Long-Term Bonds and Stocks SOLD, REDEEMED or Otherwise DISPOSED OF During Current Quarter

1	2	3	4	5	6	7	8	9	10	Change in Book/Adjusted Carrying Value					16	17	18	19	20	21	22
										11	12	13	14	15							
CUSIP Identification	Description	F o r e i g n	Disposal Date	Name of Purchaser	Number of Shares of Stock	Consideration	Par Value	Actual Cost	Prior Year Book/Adjusted Carrying Value	Unrealized Valuation Increase (Decrease)	Current Year's (Amortization) / Accretion	Current Year's Other-Than-Temporary Impairment Recognized	Total Change in B./A.C.V. (11+12-13)	Total Foreign Exchange Change in B./A.C.V.	Book/Adjusted Carrying Value at Disposal Date	Foreign Exchange Gain (Loss) on Disposal	Realized Gain (Loss) on Disposal	Total Gain (Loss) on Disposal	Bond Interest / Stock Dividends Received During Year	Stated Contractual Maturity Date	NAIC Designation or Market Indicator (a)
Bonds - U.S. Government																					
912828 H3 7	TREASURY NOTE.....		04/25/2017	JP MORGAN SECURITIES LLC.....		1,997,422	2,000,000	2,000,391	2,000,138	0	(42)	0	(42)	0	2,000,096	0	(2,674)	(2,674)	13,633	01/15/2018	1.....
912828 NK 2	TREASURY NOTE.....		06/30/2017	MATURED.....		120,000	120,000	129,216	121,123	0	(1,123)	0	(1,123)	0	120,000	0	0	0	3,000	06/30/2017	1.....
912828 UZ 1	TREASURY NOTE.....		04/25/2017	JP MORGAN SECURITIES LLC.....		1,492,617	1,500,000	1,460,742	1,485,290	0	3,490	0	3,490	0	1,488,780	0	3,837	3,837	4,584	04/30/2018	1.....
0599999	Total - Bonds - U.S. Government.....					3,610,039	3,620,000	3,590,348	3,606,550	0	2,325	0	2,325	0	3,608,876	0	1,163	1,163	21,217	XXX	XXX
8399997	Total - Bonds - Part 4.....					3,610,039	3,620,000	3,590,348	3,606,550	0	2,325	0	2,325	0	3,608,876	0	1,163	1,163	21,217	XXX	XXX
8399999	Total - Bonds.....					3,610,039	3,620,000	3,590,348	3,606,550	0	2,325	0	2,325	0	3,608,876	0	1,163	1,163	21,217	XXX	XXX
9999999	Total - Bonds, Preferred and Common Stocks.....					3,610,039	XXX	3,590,348	3,606,550	0	2,325	0	2,325	0	3,608,876	0	1,163	1,163	21,217	XXX	XXX

(a) For all common stock bearing the NAIC market indicator "U" provide: the number of such issues:0.

Sch. DB - Pt. A - Sn. 1
NONE

Sch. DB - Pt. B - Sn. 1
NONE

Sch. DB - Pt. D - Sn. 1
NONE

Sch. DB - Pt. D - Sn. 2
NONE

Sch. DL - Pt. 1
NONE

Sch. DL - Pt. 2
NONE

SCHEDULE E - PART 1 - CASH

Month End Depository Balances

1 Depository	2 Code	3 Rate of Interest	4 Amount of Interest Received During Current Quarter	5 Amount of Interest Accrued at Current Statement Date	Book Balance at End of Each Month During Current Quarter			9 *
					6 First Month	7 Second Month	8 Third Month	
Open Depositories								
JPMorgan Chase Bank, National Association..... New York City, NY.....	0.000002,6012,6012,601	XXX
JPMorgan Chase Bank, National Association..... New York City, NY.....	0.00000401,52253,73645,061	XXX
JPMorgan Chase Bank, National Association..... New York City, NY.....	0.000009,10714,350850	XXX
0199998. Deposits in1 depositories that do not exceed the allowable limit in any one depository (see Instructions) - Open Depositories.....	XXX	XXX007586107	XXX
0199999. Total Open Depositories.....	XXX	XXX00413,23771,27348,619	XXX
0399999. Total Cash on Deposit.....	XXX	XXX00413,23771,27348,619	XXX
0599999. Total Cash.....	XXX	XXX00413,23771,27348,619	XXX

SCHEDULE E - PART 2 - CASH EQUIVALENTS

Show Investments Owned End of Current Quarter

1 Description	2 Code	3 Date Acquired	4 Rate of Interest	5 Maturity Date	6 Book/Adjusted Carrying Value	7 Amount of Interest Due & Accrued	8 Amount Received During Year
------------------	-----------	--------------------	-----------------------	--------------------	-----------------------------------	---------------------------------------	----------------------------------

NONE